


2000 Slide Switches - Snap-in & 2 hole fixing 10A 250Vac



10 A 250Vac T85
6(3)A 250Vac T85



UL CSA 16A 250Vac Non Inductive
UL CSA 4A 300Vac
UL65°C, file no. E45221, CSA file no. LR10990

μ contact gap

Please specify: Standard action (SP116) or light action (SP118)
2000 series lubrication is inorganic and does not degrade plastics

Technical data on pages 4 & 5

115/230 is preferred legend

T 2 2 20 5 B ---

TERMINAL SERIES POSITIONS CIRCUIT SLIDER BODY PRINT, COLOUR, ETC

TERMINAL	SERIES	POS'N	CIRCUIT	SLIDER								
K 2.8 x 0.8	2	2	10 	0 2 Pos B Body only 	6 2 & 3 Pos B Body only 	C E Body & 2 & 3 Pos B Body only 	L 2 & 3 Pos B Body only Limited travel on 2 pos 	S Limited travel on 2 pos 2 & 3 Pos B Body only 				
			20 	2 2 Pos B Body only 	7 2 & 3 Pos B Body only 	D 2 & 3 Pos B Body only 	M F Body only Legend optional 	T 2 & 3 Pos B Body only 				
			30 	3 2 & 3 Pos B Body only 	8 E Body only Legend optional 	E 2 Pos B Body only Limited travel on 2 pos 	N 2 Pos B Body only 					
			40 	4 2 & 3 Pos B Body only 	9 2 & 3 Pos B Body only 	H 2 Pos B Body only 	P 2 & 3 Pos B Body only Limited travel on 2 pos 					
R 2.8 x 0.8	2	2	10 	5 2 Pos B Body only Also with legend 	A 2 Pos B Body only 	K 2 & 3 Pos B Body only Limited travel on 2 pos 	R 2 & 3 Pos B Body only 					
			20 	58Sq 								
			30 									
			40 									
T Solder	2	2	10 									
			20 									
			30 									
			40 									
X PCB 0.8 Sq. For mounting stability switches have extra "support" terminals * Nominal - Dimension varies with body type. For exact figure call factory	2	3	10 									
			20 									
			30 									
			40 									



T22208E ---



T22308E ---



T2230MF ---



T22205B ---



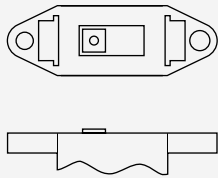
T22305B ---



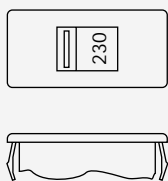
T23204B ---

BODY

B With fixing holes

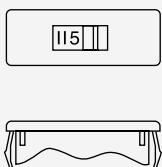


E Snap-in



Cut-outs must be punched in the direction of insertion

F Snap-in (single pole ON OFF only)



Cut-outs must be punched in the direction of insertion

OPTIONS

Colour
For custom slider colours call the factory.
A full range is available for large orders

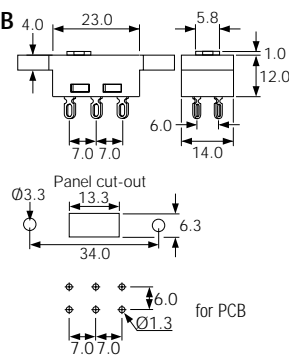
Standard body colour is black

Legend printing
A wide range is available

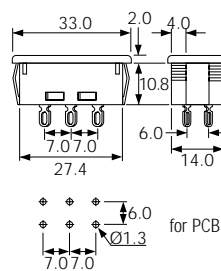
For all options call the factory

DIMENSIONS (mm)

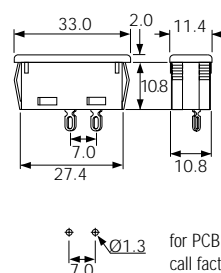
2 Pos B



2 Pos E

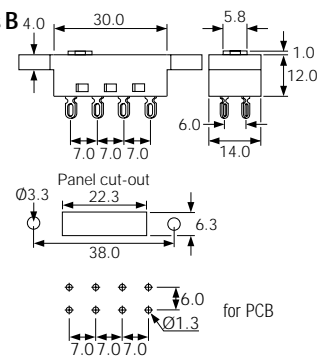


2 Pos F



Cut-out / PCB Matrix

3 Pos B



Panel thickness	Dim. Y
0.8-1.2	29.75/29.85
1.63	30.15/30.25
2.0	30.35/30.45
2.5	30.55/30.65

Panel thickness	Dim. Y
0.8-1.2	29.75/29.85
1.63	30.15/30.25
2.0	30.35/30.45
2.5	30.55/30.65