

Measuring/Testing

Measuring/Testing	Introduction	G.2
	Overview of two-pole voltage testers	G.4
	Overview of digital multimeters	G.5
	Digital voltage tester	G.6
	2-pole voltage tester	G.8
	Digital multimeters	G.11
	Digital multimeter + clamp-on attachment	G.12
	Digital multimeter / Digital clamp-on measuring instrument	G.13
	Accessories	G.14
	Cable tester	G.15

Measuring/Testing



















Testing plays a crucial role in setting up, maintaining and repairing electrical installations and devices. Tests are crucial when setting up, servicing and repairing electrical installations and equipment. Please apply and adhere to the accident prevention and safety regulations relevant to your installation, which call for repeat tests after modifications and maintenance work in addition to the tests required before using the installation for the first time.

The person responsible for setting up the installation is required to check that the installation or individual components function perfectly. They must also ensure the compliance with the technological regulations, in particular the VDE regulations and technical connection requirements (TAB) issued by the power supply companies. It is also important to check that all precautionary measures to prevent extremely excessive contact voltage work perfectly in order to guarantee and comply with the necessary safety standard. Using voltage and continuity testers from Weidmüller ensures that all tests are performed according to the relevant regulations.

Testing is very important during the setup, maintenance and repair of electrical facilities and equipment. You can conduct your tests properly with Weidmüller's voltage and continuity testers. The devices comply with all of the relevant standards.



Overview of applications and testing functions

	6 V voltage test – e.g. models		400 V voltage test – 3-phase voltage systems		Semiconductor check
	12 V voltage test – e.g. car batteries		3-48 V measuring range		Frequency check
	24 V voltage test – e.g. HGV batteries		Plug-in test probe		Capacitance check
	50 V – limit of the dangerous voltage range for the human body		Car Check		Resistance check
	120 V voltage test – customary voltage in some countries, e.g. USA		Test probe illumination		Phase sequence check
	230 V/240 V voltage test – customary voltage in the majority of European countries		Polarity check		Continuity check



2-pole voltage testers

The main purpose of the voltage tester is to check the presence or absence of a voltage. The 2-pole voltage tester is an approved testing instrument that satisfies the requirements of the Industrial Safety Act.



Digital clamp-on meters

Digital clamp-on meters and clamp-on meter attachments and adapters are used for measuring AC and DC currents. The important advantage of these devices is that the measurements can be undertaken without interrupting the flow of current.



Digital multimeters

Multimeters are able to measure a number of different parameters. The measuring options for voltage and resistance, plus continuity testing and the diode test are available on every instrument as standard.



Network tester

Network testers enable you to make quick cabling tests and quick diagnoses of cabling errors.

Overview of two-pole voltage testers

Technical specification

	Volt Check 3.1	Car Check	Master Check 3.2	Combi Check 1.3	LSP 3 400 V	LSP 3 690 V	Multi Check 5.2	Digi Check 3.2	Digi Check 5.2
Page number	Page G.10	Page G.10	Page G.9	Page G.9	Page G.8	Page G.8	Page G.7	Page G.6	Page G.6
Order No.	9918950000	9918970000	9918880000	9918860000	9205050000	9205060000	9918920000	9918850000	9918870000
E-No.			983 304 449	983 304 439			983 308 109		983 308 119
Rated voltage range	6 – 400 V AC/DC	3 – 48 V DC	6 – 400 V AC/DC	6 – 690 V AC/DC	12 – 400 V AC/DC	24 – 690 V AC/DC	5 – 500 V AC/DC	5 – 690 V AC/DC	5 – 690 V AC/DC
Display	LED + glow lamp	LED	LED	LED	LED	LED	LCD	LCD	LCD
6 V	x	3 – 48 V	x	x			x	x	x
12 V			x	x	x		x	x	x
24 V			x	x	x	x	x	x	x
50 V	x		x	x	x	x	x	x	x
120 V	x		x	x	x	x	x	x	x
230 V	x		x	x	x	x	x	x	x
400 V	x		x	x	x	x	x	x	x
690 V				x		x		x	x
Polarity (+/-)	x	x	x	x	x	x	x	x	x
Continuity test			x	x	x	x	x	x	x
Acoustic signal tone				x				x	x
Single-pole phase test				x	x	x	x	x	x
One-hand testing			x	x			x	x	x
Illuminated measuring probes				x				x	x
HOLD function							x	x	x
Phase sequence test				x	x	x			x
Capacitance measurement									x
Frequency measurement									x
Resistance measurement									x
Selectable load									Triggers FI
Power supply			2 x 1.5 V AAA	2 x 1.5 V AAA	Solar cell + rechargeable battery	Solar cell + rechargeable battery	2 x 1.5 V AAA	2 x 1.5 V AAA	9 V battery
Order no., battery			9201310000	9201310000			9201310000	9201310000	9004810000
Order no., carry bag	9201520000	9201520000	9201520000	9201520000	9201520000	9201520000	9201520000	9201520000	9201520000

Safety features

Peak resistance voltage	5 kV		4 kV	6 kV	12 kV	12 kV	6 kV	6 kV	5 kV
VDE standard	VDE 0411 part 031		VDE 0682 part 401	VDE 0682 part 401	VDE 0682 part 401	VDE 0682 part 401	VDE 0682 part 401	VDE 0682 part 401	VDE 0411
EN/IEC standard	EN/IEC 61010-031		EN/IEC 61243-3	EN/IEC 61243-3	EN/IEC 61243-3	EN/IEC 61243-3	EN/IEC 61243-3	EN/IEC 61243-3	EN/IEC 61010-1
Dimensions	190 x 25 x 19	137 x 21 x 18	230 x 55 x 34	231 x 48 x 37	231 x 48 x 37	231 x 48 x 37	225 x 58 x 33	225 x 58 x 33	230 x 68 x 41
Weight	70 g	57 g	135 g	135 g	170 g	170 g	142 g	142 g	162 g
Protection class	IP40		IP50	IP50	IP65	IP65	IP50	IP50	IP50
Operating temperature	-10 °C...+50 °C	-10 °C...+50 °C	-10 °C...+55 °C	-10 °C...+55 °C	-10 °C...+55 °C	-10 °C...+55 °C	-10 °C...+55 °C	-10 °C...+55 °C	-10 °C...+55 °C

Overview of digital multimeters

Technical specification

	Temphaser	125S	1037	2606	MG Kit CA 600
Page number	Page G.11	Page G.11	Page G.13	Page G.13	Page G.12
Order No.	9427300000	9425830000	9423580000	9427370000	9427460000
Measurement range					
• DC voltage	0.2 – 600 V	0.32 – 600 V	0.2 – 1000 V	0.4 – 1000 V	0.2 – 600 V
• AC voltage	0.2 – 600 V	0.32 – 600 V	0.2 – 750 V	0.4 – 1000 V	0.2 – 600 V
• DC current				up to 1000 A	0 – 600 A
• AC current			up to 200 A**	up to 1000 A	0 – 600 A
• Resistance	up to 2000 M Ω	up to 30 M Ω	up to 200 k Ω	up to 40 M Ω	up to 2000 M Ω
• Capacitance	20 μ F – 20 mF		up to 200 μ F	4 nF – 40 μ F	20 μ F – 20 mF
• Frequency	10 Hz – 40 kHz			0.1 – 400 kHz	10 Hz – 40 kHz
• Temperature	-20 °C to +750 °C				-20 °C to +750 °C
Continuity test	x	x	x	x	x
Diode test	x	x	x	x	x
Phase sequence test	x				x
Selection of measuring range	manual	automatic	manual	automatic/manual	manual
HOLD function			x	x	
MAX/MIN function			x	x	
PEAK measurement				x	
Opening width of pliers			23 mm	57 mm	30 mm
Standard	EN/IEC 61010-1	EN/IEC 61010-1	EN/IEC 61010-1	EN/IEC 61010-1	EN/IEC 61010-1
Measurement range category	CAT III 600 V	CAT III 600 V	CAT III 1000 V	CAT III 1000 V	CAT III 600 V
Dimensions in mm	147 x 70 x 39	147 x 70 x 39	214.5 x 66 x 44	277 x 102 x 49	178 x 70 x 33

Accessories

	Temphaser	125S	1037	2606	MG Kit CA 600
Power supply	9 V battery	9 V battery	9 V battery	9 V battery	9 V battery
Order no., battery	9004810000	9004810000	9004810000	9004810000	9004810000
Accessories (included)	2 x Test wires with test probe 1 x Test wire with alligator clip 2 x Alligator clip 1 x Temperature probe 1 x Belt clip 1 x Spare fuse	2 x Test wires with test probe 1 x Belt clip	2 x Test wires 2 x Short test probe 2 x Long test probe 2 x Test wire with alligator clip, thin 2 x Test wire with alligator clip, wide 1 x Pliers adapter 1 x Carry case	2 x Test wires with test probe 1 x Carry case	2 x Test wires with test probe 1 x Test wire with alligator clip 2 x Alligator clip 1 x Temperature probe 1 x Belt clip 1 x Spare fuse 1 x Portable case
Order No.	9205260000	9205270000	9205460000	9205270000	9205260000
Accessories test wires	(without temperature probe)		(without pliers adapter)		(without temperature probe)

**when connected with pliers adapter* acc. to EN 61243-3, in all low-voltage systems up to 1000 V

Digital voltage testers

Digital voltage testers

- LCD including bar chart
- One-hand testing is possible
- Protection for test probe
- Continuity test
- Low-battery indicator
- HOLD function
- Backlit illumination
- Polarity detection
- Single-pole phase test is possible

Digi-Check 5.2

Digital voltage tester



- Acoustic indicator
- Test probe illumination
- Audible signal tone for voltage and continuity
- Selectable load for residual current test
- Phase sequence indicator

Digi-Check 3.2

Digital voltage tester



- Test probe illumination
- Audible signal tone for voltage and continuity
- Acoustic indicator
- Including batteries



Technical data

Rated voltage
Input resistance, voltage
Peak voltage resistance
Frequency range, min.
Display
Resistance measuring range
Measured capacitance value, min.
Operating temperature, min.
Protection class
Approvals
Weight
Note

DIGI-CHECK 5.2
5...690 V AC/DC
≥ 300 kΩ, +2.5 kΩ upon pressing the LOAD key
5 kV
0...2000 Hz
LCD
0.0...2 Ω
1...50 μF
-10...55 °C
IP 50
EN / IEC 61010
162 g

DIGI-CHECK 3.2
5...690 V AC/DC
≥ 300 kΩ
6 kV
0...100 Hz
LCD
-10...55 °C
IP 50
EN / IEC 61243-3 (VDE 0682 part 401)
142 g

Ordering data

Version
Note

Type	Qty.	Order No.
DIGI-CHECK 5.2	1	9918870000
DIGI-CHECK 5.2 – 2 mm probes	1	9201580000
Protective case included		

Type	Qty.	Order No.
DIGI-CHECK 3.2	1	9918850000
DIGI-CHECK 3.2 – 2 mm probes	1	9201590000

Accessories

Note

Type	Qty.	Order No.
SKAI BAG	1	9201520000
BATTERY 9V	1	9004810000

Type	Qty.	Order No.
SKAI BAG	1	9201520000
BATTERY 1.5V MICRO	2	9201310000

Multi-Check 5.2

Digital voltage tester



- Battery included



MULTI-CHECK 5.2
5...500 V AC/DC
≥ 300 kΩ
6 kV
0...100 Hz
LCD
-10...55 °C
IP 50
EN / IEC 61243-3 (VDE 0682 part 401)
142 g

Type	Qty.	Order No.
MULTI-CHECK 5.2	1	9918920000
MULTI-CHECK 5.2 – 2 mm probes	1	9201570000

Type	Qty.	Order No.
SKAI BAG	1	9201520000
BATTERY 1.5V MICRO	2	9201310000



2-pole voltage tester

2-pole voltage tester

- Automatic testing, identification and display of voltage type (AC or DC) and polarity
- Concisely arranged LED display
- Phase testing relative to earth
- Polarity testing
- Continuity testing and semiconductor testing
- Touch protection because of high input resistance
- Large voltage range

LSP 3 - 400 V

2-pole voltage tester



- No battery: maintenance-free and eco-friendly
- Surge proof to 12kV
- Phase sequence indicator
- High-performance solar cell combined with rechargeable lithium battery

LSP 3 - 690 V

2-pole voltage tester



- No battery: maintenance-free and eco-friendly
- Surge proof to 12kV
- Phase sequence indicator
- High-performance solar cell combined with rechargeable lithium battery



Technical data

Rated voltage
Input resistance, voltage
Peak voltage resistance
Frequency range, min.
Display
DC voltage display
AC voltage display
Operating temperature, min.
Protection class
Approvals
Weight
Note

LSP 3 - 400V
12...400 V AC/DC
12 kV
0...2000 Hz
LED
-10...55 °C
IP 65
EN / IEC 61243-3 (VDE 0682 part 401)
170 g

LSP 3 - 690V
24...690 V AC/DC
12 kV
0...2000 Hz
LED
-10...55 °C
IP 65
EN / IEC 61243-3 (VDE 0682 part 401)
170 g

Ordering data

Version
Note

Type	Qty.	Order No.
LSP 3 - 400V	1	9205050000

Type	Qty.	Order No.
LSP 3 - 690V	1	9205060000

Combi-Check 1.3

2-pole voltage tester



- Acoustic indicator
- Phase sequence indicator
- Single-pole phase test
- Batteries included

Master-Check 3.2

2-pole voltage tester



- Batteries included



COMBI CHECK 1.3
6...690 V AC/DC
6 kV
0...100 Hz
LED
-10...55 °C
IP 50
EN / IEC 61243-3 (VDE 0682 part 401)
135 g

MASTER-CHECK 3.2
6...400 V AC/DC
4 kV
0...100 Hz
LED
-10...55 °C
IP 50
EN / IEC 61243-3 (VDE 0682 part 401)
135 g

Type	Qty.	Order No.
COMBI CHECK 1.3	1	9918860000
COMBI CHECK 1.3 – 2 mm probes	1	9204230000

Type	Qty.	Order No.
MASTER-CHECK 3.2	1	9918880000
MASTER-CHECK 3.2 – 2 mm probes	1	9201260000

Type	Qty.	Order No.
SKAI BAG	1	9201520000
BATTERY 1.5V MICRO	2	9201310000

Type	Qty.	Order No.
SKAI BAG	1	9201520000
BATTERY 1.5V MICRO	2	9201310000



2-pole voltage tester

2-pole voltage tester

Car-Check

2-pole voltage tester for cars



- Test probe
- Pin with sliding mechanism
- 130-cm long cable
- Polarity detection

Volt-Check 3.1

2-pole voltage tester



- LED indicator for voltage and phase
- Polarity detection

Technical data

Rated voltage
Input resistance, voltage
Peak voltage resistance
Frequency range, min.
Display
DC voltage display
AC voltage display
Operating temperature, min.
Protection class
Approvals
Weight
Note

CAR-CHECK
3...48 V DC
LED
-10...50 °C
57 g

Volt-Check 3.1
6...400 V AC/DC
5 kV
0...100 Hz
LED
-10...50 °C
IP 40
EN / IEC 61010
70 g

Ordering data

Version
Note

Type	Qty.	Order No.
CAR-CHECK	1	9918970000

Type	Qty.	Order No.
Volt-Check 3.1	1	9918950000
Volt-Check 3.2 – 2 mm probes	1	9205190000

Accessories

Note

Type	Qty.	Order No.
SKAI BAG	1	9201520000

Type	Qty.	Order No.
SKAI BAG	1	9201520000

Digital multimeters

- Measures voltages up to 600 V
- Resistance measurement and semiconductor test
- Battery status display

Temphaser

Temphaser



- Voltage and resistance measurements
- Capacitance and frequency measurements
- Temperature measurement (including temp. probe)
- Phase sequence measurement



Multimeter 125S

Digital multimeter



- Voltage and resistance measurements
- Automatic measuring range selection



Technical data

DC voltage measuring range
Degree of accuracy, DC voltage
AC voltage measuring range
Degree of accuracy, AC voltage
Resistance measuring range
Measured capacitance value, min.
Frequency range, min.
Temperature measuring range
Operating temperature, min.
Approvals
Weight
Note

TEMPHASER
0.2 - 600 V
0.2 - 600 V
0.2...2000 MΩ
20...20 mF
10...40 kHz
-20...750 °C
0...50 °C
EN / IEC 61010
340 g

MULTIMETER 125S
0.32 - 600 V
0.32 - 600 V
0.3...30 MΩ
0...100 Hz
0...50 °C
EN / IEC 61010
323 g

Ordering data

Version
Note

Type	Qty.	Order No.
TEMPHASER	1	942730000

Type	Qty.	Order No.
MULTIMETER 125S	1	942583000

Accessories

Note

Type	Qty.	Order No.
ZUB TEMPHASER	1	920526000

Ordering information for accessories: temperature sensor not included

Type	Qty.	Order No.
ZUB MULTIMETER	1	920527000

Ordering information for accessories: belt clip not included

Digital multimeters and current-measuring clamp-on attachment

Digital multimeters and current-measuring clamp-on attachment

- Measures voltages up to 600 V
- Measures currents up to 600 A with clamp-on attachment
- Resistance measurement and semiconductor test
- Battery status display

MG KIT CA 600

Digital multimeter + clamp-on attachment



- Capacitance measurement
- Frequency measurement
- Temperature measurement
- Phase sequence measurement is possible



Technical data

DC voltage measuring range
Degree of accuracy, DC voltage
AC voltage measuring range
Degree of accuracy, AC voltage
Measured current value, max.
Opening width of current-measuring clamp-on attachment
Resistance measuring range
Measured capacitance value, min.
Frequency range, min.
Temperature measuring range
Operating temperature, min.
Approvals
Weight

Note

MG KIT CA 600

0.2 - 600 V

0.2 - 600 V

600 A

30 mm

0.2...2000 M Ω

20...20 mF

10...40 kHz

-20...750 °C

0...50 °C

EN / IEC 61010

910 g

Ordering data

Version

Note

Type	Qty.	Order No.
MG KIT CA 600	1	9427460000

Accessories

Note

Type	Qty.	Order No.
ZUB TEMPHASER	1	9205260000

Ordering information for accessories: temperature sensor and belt clip not included

Digital multimeter

- Can measure voltages up to 1000 V
- Resistance measurement and semiconductor test
- Capacitance measurement
- MAX/MIN memory
- HOLD function
- Battery status display
- Carry case included

Multimeter 1037

Digital multimeter



- Voltage measurement
- Current measurement
- Resistance measurement
- Non-contact voltage measurement is possible
- Extensive accessories



Multimeter 2606

Digital clamp-on measuring device



- Currents up to 1000 A with clamp-on attachment.
- Frequency measurement
- Voltage measurement
- Current measurement
- PEAK function



Technical data

DC voltage measuring range
Degree of accuracy, DC voltage
AC voltage measuring range
Degree of accuracy, AC voltage
Measured current value, max.
Opening width of current-measuring clamp-on attachment
Resistance measuring range
Measured capacitance value, min.
Frequency range, min.
Temperature measuring range
Operating temperature, min.
Approvals
Weight
Note

MULTIMETER 1037
0.2 - 1000 V
0.2 - 750 V
200 A
23 mm
200.0...200 kΩ
...200 μF
50...500 Hz
0...50 °C
EN / IEC 61010
258 g
Note

MULTIMETER C 2606
0.4 - 1000 V
± 0.5 %
0.4 - 1000 V
± 0.5 %
1000 A
57 mm
0.4...40 MΩ
40...4 μF
0.1...400 kHz
0...50 °C
EN / IEC 61010
540 g
Note

Ordering data

Version
Note

Type	Qty.	Order No.
MULTIMETER 1037	1	9423580000

Type	Qty.	Order No.
MULTIMETER C 2606	1	9427370000

Accessories

Note

Type	Qty.	Order No.
ZUB MULTI 1037	1	9205460000
BATTERY 9V	1	9004810000

Ordering information for accessories: clamp-on attachment and carrying case not included

Type	Qty.	Order No.
ZUB TEMPHASER	1	9205270000
BATTERY 9V	1	9004810000

Ordering information for accessories: carrying case not included

Accessories

The accessories for our measuring instruments meet the same demanding standards for quality and safety as those used for our instruments.

ZUB Temphaser



Included in delivery	Qty.	Order No.
Test wire with test probe	2	
Test wire with alligator clip	1	
Alligator clip	2	
ZUB TEMPHASER		9205260000

ZUB Multimeter 1037



Test wire	2	
Short test probe	2	
Long test probe	2	
Test wire with alligator clip, thin	2	
Test wire with alligator clip, wide	2	
ZUB MULTI 1037		9205460000

PS ZQV test adapter



PS ZQV set: test wire with test probe	2	
PS ZQV: test probe	2	
PS_ZQV_SET		1116710000
PS_ZQV		1121740000

ZUB Multimeter



Test wire with test probe	2	
ZUB MULTIMETER		9205270000

SKAI pouch



Pouch for 2-pole voltage tester	1	
SKAI POUCH		9201520000

Cable tester

LAN USB

IE-CT



Technical data

Functionality
Error display play
External voltage
Testable cable length
Supply tery
Connection for core
Weight basic device
Dimensions basic device
Remote box weight
Remote box dimensions
Weight testbox
Dimensions testbox

Device for testing
Ethernet cables for:
line interruption
core interruption
short-circuits
examination of the twist
LED display
max. 1000 m
9 V battery (Art. Nr. - 9004810000)
RJ 45; USB TypA; USB TypB
174 g
65 x 135 x 27 mm
30 g
65 x 28 x 27 mm

Device for testing
Ethernet cables for:
interference voltage
line interruption
core interruption
short-circuits
crossed wires
examination of the twist
7-segment display
80 V AC / DC
max. 1000 m
9 V battery
RJ45
185 g
70 x 140 x 36 mm
31 g
30 x 68 x 23 mm

Ordering data

Type	Qty.	Order No.
LAN USB TESTER	1	9205400000

Note

Ordering data

Type	Qty.	Order No.
IE-CT	1	8808420000

Battery, accessories and bag included in delivery

Ordering data

Type	Qty.	Order No.
IE-CT	1	8808420000

9 V battery included

Accessories

Note

Tool sets

Tool sets	Introduction	H.2
	Tool cases	H.4
	Crimp sets and accessories	H.7
	Assortment boxes and cases	H.13
	Inserts	H.14

Weidmüller offers a comprehensive range of accessories

Crimping sets

Workshops and companies prefer well-organised tool sets. This reduces searching and preparation times and thus saves hard cash. Weidmüller has recognised these important aspects and implements this in its product combinations. These product combinations stand out due to their high user benefit and functional features. Weidmüller crimping sets for cutting, stripping and crimping wire end ferrules provide you with practical works equipment for everyday use.





Tool cases

Pro Case Premium



Pro Case Insta



Assembly

Description of article	Type	Qty.
Sheathing stripper for up to 25 mm outer diameter	AM 25	1
Cutting tool for up to 8 mm outer diameter	KT 8	1
Stripping tool for up to 10 mm ²	STRIPAX	1
Crimping tool for wire end ferrules with/without plastic collar, 0.14 to 6 mm ²	PZ 6 Roto	1
Assortment of wire end ferrules, 0.5 - 2.5 mm ² , in DIN colour code	H-BOX 0,5-2,5QMM DIN	1
Sheathing stripper for UTP and STP data cables	AM 12	1
Voltage tester up to 690 V/ 100 Hz LCD	DIGI-CHECK 3.2	1
Voltage tester up to 690 V/ 100 Hz LED	COMBI CHECK 1.3	1
Toolbox, empty	Pro Case empty	1
Junction box sheathing stripper with individual core stripping unit and longitudinal cutter	STRIPPER ROUND TOP	1
VDE-insulated long-nose pliers with cutter, 160 mm long	FRZ S 160	1
VDE-insulated diagonal-cutting pliers, 180 mm long	SE HD 180	1
VDE-insulated combination pliers, 180 mm long	KBZ 180	1
VDE-insulated round-nose pliers with long jaws	RZ 160	1
Universal electrical cabinet key	CROSS-KEY UNIVERSAL	1
Combined screwing/cutting tool	SWIFTY SET	1
Set of offset screwdrivers with ball head	SK WSD-S 1,5-10,0	1
Slotted and crosshead PH screwdriver set	SDS 2,5-5,5/PH1/2	1
VDE-insulated Slotted and crosshead PH-SD screwdriver set	SDIS 2,5-5,5/PH1/2	1
Bit box, 9 pieces 1/4" E6.3	Bit-Box WI DMS 3	1
Allen key with ball head	SKS 2,0-8,0 MR	1
Interchangeable bit for slotted screws, size 0.5 x 3	WK S 0,5x3,0	1
Torque screwdriver, from 0.5-1.7 Nm	DMS MANUELL	1

Assembly

Description of article	Type	Qty.
Sheathing stripper for up to 25mm outer diameter	AM 25	1
Cutting tool for up to 8 mm outer diameter	KT 8	1
Stripping tool for up to 10 mm ²	STRIPAX	1
Crimping tool for wire end ferrules with/without plastic collar, 0.14 to 6 mm ²	PZ 6 Roto	1
Assortment of wire end ferrules, 0.5 - 2.5 mm ² , in DIN colour code	H-BOX 0,5-2,5QMM DIN	1
Sheathing stripper for UTP and STP data cables	AM 12	1
Voltage tester up to 690 V/ 100 Hz LED	COMBI CHECK 1.3	1
Measuring tape	FLEXIMET 5 M	1
Toolbox, empty	Pro Case empty	1
Junction box sheathing stripper with individual core stripping unit and longitudinal cutter	STRIPPER ROUND TOP	1
VDE-insulated long-nose pliers with cutter, 160 mm long	FRZ S 160	1
VDE-insulated diagonal-cutting pliers, 180 mm long	SE HD 180	1
VDE-insulated combination pliers, 180 mm long	KBZ 180	1
Universal electrical cabinet key	CROSS-KEY UNIVERSAL	1
Set of offset screwdrivers with ball head	SK WSD-S 1,5-10,0	1
VDE-insulated Slotted and crosshead PH-SD screwdriver set	SDIS 2,5-5,5/PH1/2	1
Allen key with ball head	SKS 2,0-8,0 MR	1
ring spanner set	PACK HEXA 8-13 RED-L	1

Technical data

Length / Width / Height	48 / 17 / 40 cm
Weight	8500 g

Technical data

Length / Width / Height	48 / 17 / 40 cm
Weight	7680 g

Ordering data

Type	Qty.	Order No.
Pro Case Premium	1	9202460000
Pro Case, empty	1	9202470000

Ordering data

Type	Qty.	Order No.
Pro Case Insta	1	9203160000
Pro Case, empty	1	9202470000

Pro Topcase Premium



Assembly

Description of article	Type	Qty.
Sheathing stripper for up to 25mm outer diameter	AM 25	1
Cutting tool for up to 8 mm outer diameter	KT 8	1
Stripping tool for up to 10 mm ²	STRIPAX	1
Crimping tool for wire end ferrules with/without plastic collar, 0.14 to 6 mm ²	PZ 6 Roto	1
Assortment of wire end ferrules, 0.5 - 2.5 mm ² , in DIN colour code	H-BOX 0,5-2,5QMM DIN	1
Sheathing stripper for UTP and STP data cables	AM 12	1
Voltage tester up to 690 V/ 100 Hz LCD	DIGI-CHECK 3.2	1
Voltage tester up to 690 V/ 100 Hz LED	COMBI CHECK 1.3	1
Junction box sheathing stripper with individual core stripping unit and longitudinal cutter	STRIPPER ROUND TOP	1
VDE-insulated long-nose pliers with cutter, 160 mm long	FRZ S 160	1
VDE-insulated diagonal-cutting pliers, 180 mm long	SE HD 180	1
VDE-insulated combination pliers, 180 mm long	KBZ 180	1
VDE-insulated round-nose pliers with long jaws	RZ 160	1
Universal electrical cabinet key	CROSS-KEY UNIVERSAL	1
Combined screwing/cutting tool	SWIFTY SET	1
Set of offset screwdrivers with ball head	SK WSD-S 1,5-10,0	1
Slotted and crosshead PH screwdriver set	SDS 2,5-5,5/PH1/2	1
VDE-insulated Slotted and crosshead PH-SD screwdriver set	SDIS 2,5-5,5/PH1/2	1
Bit box, 9 pieces 1/4" E6.3	Bit-Box WI DMS 3	1
Allen key with ball head	SKS 2,0-8,0 MR	1
Interchangeable bit for slotted screws, size 0.5 x 3	WK S 0,5x3,0	1
Torque screwdriver, from 0.5-1.7 Nm	DMS MANUELL 0,5-1,7	1
Tool case	PLASTIC CASE	1

Technical data

Length / Width / Height	53 / 19 / 40 cm
Weight	9760 g

Ordering data

Type	Qty.	Order No.
PRO TOPCASE PREMIUM	1	9204670000
PLASTIC CASE, EMPTY	1	9204580000

Pro Topcase Insta



Assembly

Description of article	Type	Qty.
Sheathing stripper for up to 25mm outer diameter	AM 25	1
Cutting tool for up to 8 mm outer diameter	KT 8	1
Stripping tool for up to 10 mm ²	STRIPAX	1
Crimping tool for wire end ferrules with/without plastic collar, 0.14 to 6 mm ²	PZ 6 Roto	1
Assortment of wire end ferrules, 0.5 - 2.5 mm ² , in DIN colour code	H-BOX 0,5-2,5QMM DIN	1
Sheathing stripper for UTP and STP data cables	AM 12	1
Voltage tester up to 690 V/ 100 Hz LED	COMBI CHECK 1.3	1
Measuring tape	FLEXIMET 5 M	1
Junction box sheathing stripper with individual core stripping unit and longitudinal cutter	STRIPPER ROUND TOP	1
VDE-insulated long-nose pliers with cutter, 160 mm long	FRZ S 160	1
VDE-insulated diagonal-cutting pliers, 180 mm long	SE HD 180	1
VDE-insulated combination pliers, 180 mm long	KBZ 180	1
Universal electrical cabinet key	CROSS-KEY UNIVERSAL	1
Set of offset screwdrivers with ball head	SK WSD-S 1,5-10,0	1
VDE-insulated Slotted and crosshead PH-SD screwdriver set	SDIS 2,5-5,5/PH1/2	1
Allen key with ball head	SKS 2,0-8,0 MR	1
ring spanner set	PACK HEXA 8-13 RED-L	1
Tool case	PLASTIC CASE	1

Technical data

Length / Width / Height	53 / 19 / 40 cm
Weight	8895 g

Ordering data

Type	Qty.	Order No.
PRO TOPCASE INSTA	1	9204660000
PLASTIC CASE, EMPTY	1	9204580000

Tool cases

Service Case Insta



Assembly

Description of article	Type	Qty.
Sheathing stripper for up to 25mm outer diameter	AM 25	1
Cutting tool for up to 8-mm outer diameter	KT 8	1
Stripping tool for up to 10 mm ²	STRIPAX	1
Crimping tool for wire end ferrules with/without plastic collar, 0.14 to 6 mm ²	PZ 6 Roto	1
Assortment of wire end ferrules, 0.5 - 2.5 mm ² , in DIN colour code	H-BOX 0,5-2,5QMM DIN	1
Sheathing stripper for UTP and STP data cables	AM 12	1
Voltage tester up to 690 V/ 100 Hz LCD	DIGI-CHECK 3.2	1
Measuring tape	FLEXIMET 5 M	1
Junction box sheathing stripper with individual core stripping unit and longitudinal cutter	STRIPPER ROUND TOP	1
VDE-insulated long-nose pliers with cutter, 160 mm long	FRZ S 160	1
VDE-insulated diagonal-cutting pliers, 180 mm long	SE HD 180	1
VDE-insulated combination pliers, 180 mm long	KBZ 180	1
Universal electrical cabinet key	CROSS-KEY UNIVERSAL	1
Set of offset screwdrivers with ball head	SK WSD-S 1,5-10,0	1
VDE-insulated Slotted and crosshead PH-SD screwdriver set	SDIS 2,5-5,5/PH1/2	1
Allen key with ball head	SKS 2,0-8,0 MR	1
ring spanner set	PACK HEXA 8-13 RED-L	1

Technical data

Length / Width / Height	48 / 24 / 46 cm
Weight	8895 g

Ordering data

Type	Qty.	Order No.
SERVICE CASE INSTA	1	9205540000
SERVICE CASE, EMPTY	1	9205480000

Crimp-Set PZ 4



Crimp set for cutting, stripping and crimping of wire-end ferrules up to 4.0 mm², consisting of:

- Assortment box PSC 01 blank
- A8 insert (4 pcs.)
- A7 insert (2 pcs.)
- Stripax® stripping tool for PVC-insulated conductors from 0.08...10.0 mm²
- PZ 4 crimping tool for wire-end ferrules from 0.5...4.0 mm²
- Wire end ferrules with plastic collar

H 0.5...H 4.0

- Weidmüller colour code

Crimp-Set PZ 3



Crimp Set for cutting, stripping and crimping of wire-end ferrules up to 6.0 mm², consisting of:

- Assortment box PSC 01 blank
- A8 insert (6 pcs.)
- A7 insert (1 pcs.)
- Stripax® stripping tool for PVC-insulated conductors from 0.08...10.0 mm²
- PZ 3 crimping tool for wire-end ferrules from 0.5...6.0 mm²
- Wire end ferrules with plastic collar

H 0.5...H 6.0

- Other colour code

Crimp-Set PZ 6 roto



Crimp Set for cutting, stripping and crimping of wire-end ferrules up to 6.0 mm², consisting of:

- Assortment box PSC 01 blank
- A8 insert (6 pcs.)
- A7 insert (1 pcs.)
- Stripax® stripping tool for PVC-insulated conductors from 0.08...10.0 mm²
- PZ 6 Roto crimping tool for wire-end ferrules from 0.14...6.0 mm²
- Wire end ferrules with plastic collar

H 0.5...H 6.0

- Other colour code

Assembly

Type		Piece
PZ 4	Crimping tool	1
stripax®	Stripping tool	1
H0,5/14	Connector	500
H0,75/14	Connector	500
H1,0/14	Connector	1000
H1,5/14	Connector	1000
H2,5/14	Connector	250
H4,0/17	Connector	250

Assembly

Type		Piece
PZ 3	Crimping tool	1
stripax®	Stripping tool	1
H0,5/14	Connector	500
H0,75/14	Connector	500
H1,0/14	Connector	500
H1,5/14	Connector	500
H2,5/14	Connector	500
H4,0/17	Connector	250
H6,0/26	Connector	250

Assembly

Type		Piece
PZ 6 roto	Crimping tool	1
stripax®	Stripping tool	1
H0,5/14	Connector	500
H0,75/14	Connector	500
H1,0/14	Connector	500
H1,5/14	Connector	500
H2,5/14	Connector	500
H4,0/17	Connector	250
H6,0/20	Connector	250

Technical data

Length / Width / Height	261 / 338 / 57 mm
Weight	1780 g

Technical data

Length / Width / Height	261 / 338 / 57 mm
Weight	1743 g

Technical data

Length / Width / Height	261 / 338 / 57 mm
Weight	1760 g

Ordering data

Colour code	Type	Order No.
Weidmüller	CRIMP-SET PZ 4	9025800000
DIN	CRIMP-SET PZ 4 D	9028630000
Miscellaneous	CRIMP-SET PZ 4 T	9028640000

Ordering data

Colour code	Type	Order No.
Weidmüller	CRIMP-SET PZ 3	9028650000
DIN	CRIMP-SET PZ 3 D	9028660000
Miscellaneous	CRIMP-SET PZ 3 T	9028670000

Ordering data

Colour code	Type	Order No.
Weidmüller	CRIMP-SET PZ 6 ROTO	9028680000
DIN	CRIMP-SET PZ 6 ROTO D	9028690000
Miscellaneous	CRIMP-SET PZ 6 ROTO T	9028700000

Crimp sets and accessories

Crimp-Set PZ 6 HEX



Crimp Set for cutting, stripping and crimping of wire-end ferrules up to 6.0 mm², consisting of:

- Assortment box PSC 01 blank
- A8 insert (6 pcs.)
- A7 insert (1 pcs.)
- Stripax® stripping tool for PVC-insulated conductors from 0.08...10.0 mm²
- PZ 6 HEX crimping tool for wire-end ferrules from 0.14...6.0 mm²
- Wire end ferrules with plastic collar

H 0.5...H 6.0

- Weidmüller colour code

Crimp-Set PZ 6/5



Crimp Set for cutting, stripping and crimping of wire-end ferrules up to 6.0 mm², consisting of:

- Assortment box PSC 01 blank
- A8 insert (6 pcs.)
- A7 insert (1 pcs.)
- Stripax® stripping tool for PVC-insulated conductors from 0.08...10.0 mm²
- PZ 6/5 crimping tool for wire-end ferrules from 0.25...6.0 mm²
- Wire end ferrules with plastic collar

H 0.5...H 6.0

- Weidmüller colour code

Crimp-Set stripax plus



Crimp set for cutting, stripping and crimping of reel-packaged wire-end ferrules up to 2.5 mm², consisting of:

- PSC 01 assortment box, clear with foam insert
- Stripax® Plus combi-tool for processing Weidmüller linked wire-end ferrules on strip from 0.5...2.5 mm²
- Wire end ferrules with plastic collar

H 0.5...H 2.5

- Other colour code

H

Assembly

Type		Piece
PZ 6 HEX	Crimping tool	1
stripax®	Stripping tool	1
H0,5/14	Connector	500
H0,75/14	Connector	500
H1,0/14	Connector	500
H1,5/14	Connector	500
H2,5/14	Connector	500
H4,0/17	Connector	250
H6,0/20	Connector	250

Technical data

Length / Width / Height	261 / 338 / 57 mm
Weight	1695 g

Ordering data

Colour code	Type	Order No.
Weidmüller	CRIMP-SET PZ 6 HEX	9028710000
DIN	CRIMP-SET PZ 6 HEX D	9028720000
Miscellaneous	CRIMP-SET PZ 6 HEX T	9028730000

Assembly

Type		Piece
PZ 6/5	Crimping tool	1
stripax®	Stripping tool	1
H0,5/14	Connector	500
H0,75/14	Connector	500
H1,0/14	Connector	500
H1,5/14	Connector	500
H2,5/14	Connector	500
H4,0/17	Connector	250
H6,0/20	Connector	250

Technical data

Length / Width / Height	261 / 338 / 57 mm
Weight	1761 g

Ordering data

Colour code	Type	Order No.
Weidmüller	CRIMP-SET PZ 6/5	9028740000
DIN	CRIMP-SET PZ 6/5 D	9028750000
Miscellaneous	CRIMP-SET PZ 6/5 T	9028760000

Assembly

Type		Piece
stripax® plus 2.5	Crimping tool	1
H0,5/14 BD	Connector	500
H0,75/14 BD	Connector	500
H1,0/14 BD	Connector	500
H1,5/14 BD	Connector	500
H2,5/14 BD	Connector	500

Technical data

Length / Width / Height	261 / 338 / 57 mm
Weight	1110 g

Ordering data

Colour code	Type	Order No.
Weidmüller	CRIMP-SET STRIPAX PLUS	9028770000
DIN	CRIMP-SET STRIPAX PLUS D	9028780000
Miscellaneous	CRIMP-SET STRIPAX PLUS T	9028790000

Crimp-Set PZ 16



Crimp Set for cutting, stripping and crimping of wire -end ferrules up to 16.0 mm², consisting of:

- Assortment box PSC 01 blank
- A8 insert (4 pcs.)
- A7 insert (2 pcs.)
- Stripax® 16 stripping tool for PVC-insulated conductors from 6.0...16.0 mm²
- Crimping tool PZ 16 for wire-end ferrules from 6.0...16.0 mm²
- Wire end ferrules with plastic collar

H 6.0...H 16.0

- Weidmüller colour code

Crimp-Set PZ ZH 16



Crimp set for cutting, stripping and crimping of twin wire-end ferrules up to 16.0 mm², consisting of:

- Assortment box PSC 01 blank
- A7 inserts (4 pieces)
- Stripax® 16 stripping tool for PVC-insulated conductors from 6.0...16.0 mm²
- PZ ZH 16 crimping tool for twin wire-end ferrules from 6.0...16.0 mm²
- Wire end ferrules with plastic collar

H 6.0...H 16.0

- Weidmüller colour code

Crimp-Set PZ 50



Crimp-set for stripping and crimping of wire-end ferrules up to 50.0 mm², consisting of:

- Assortment box PSC 01 blank
- A7 inserts (4 pieces)
- Foam insert for tools
- AM 25 sheathing stripper for PVC round cable from 6.0...25.0 mm²
- PZ 50 crimping tool for wire-end ferrules of size 25, 35 and 50.0 mm²
- Wire end ferrules with plastic collar

H 25.0...H 50.0

- DIN colour code

Assembly

Type		Piece
PZ 16	Crimping tool	1
stripax®	Stripping tool	1
H6,0/20	Connector	200
H10,0/22	Connector	200
H16,0/24	Connector	100
H16,0/28	Connector	200

Technical data

Length / Width / Height	261 / 338 / 57 mm
Weight	1725 g

Ordering data

Colour code	Type	Order No.
Weidmüller	CRIMP-SET PZ 16	9025850000
DIN	CRIMP-SET PZ 16 D	9028800000
Miscellaneous	CRIMP-SET PZ 16 T	9028810000

Assembly

Type		Piece
PZ ZH 16	Crimping tool	1
stripax®	Stripping tool	1
H6,0/25	Connector	100
H6,0/29	Connector	100
H10,0/26	Connector	100
H16,0/29	Connector	50

Technical data

Length / Width / Height	261 / 338 / 57 mm
Weight	1812 g

Ordering data

Colour code	Type	Order No.
Weidmüller	CRIMP-SET PZ ZH 16	9028820000
DIN	CRIMP-SET PZ ZH 16 D	9028830000
Miscellaneous	CRIMP-SET PZ ZH 16 T	9028840000

Assembly

Type		Piece
PZ 50	Crimping tool	1
AM 25	Stripping tool	1
H25,0/30	Connector	50
H25,0/36	Connector	50
H35,0/30	Connector	50
H50,0/36	Connector	25

Technical data

Length / Width / Height	261 / 338 / 57 mm
Weight	1800 g

Ordering data

Colour code	Type	Order No.
Weidmüller	CRIMP-SET PZ 50	9028850000
DIN	CRIMP-SET PZ 50 D	9028870000
Miscellaneous	CRIMP-SET PZ 50 T	9028880000

Crimp-Set CTI 6



Assembly

Description of article	Type	Qty.
Stripping tool for up to 10 mm ²	STRIPAX	1
Crimping tool for insulated connectors, 0,5-6 mm ²	CTI 6	1
Insulated ring-type cable lugs 1.5 mm ² / M4	LIR 1,5M4 V	100
Insulated ring-type cable lugs 1.5 mm ² / M5	LIR 1,5M5 V	100
Insulated ring-type cable lugs 2.5 mm ² / M5	LIR 2,5M5 V	100
Insulated ring-type cable lugs 2.5 mm ² / M6	LIR 2,5M6 V	100
Insulated ring-type cable lugs 6.0 mm ² / M5	LIR 6M5 V	100
Insulated ring-type cable lugs 6.0 mm ² / M6	LIR 6M6 V	100
Insulated pin-type cable lugs 1.5 mm ² L=12 mm	LIP 1,5R12 V	100
Insulated pin-type cable lugs 2.5 mm ² L=12 mm	LIP 2,5R12 V	100
Insulated pin-type cable lugs 6.0 mm ² L=14 mm	LIP 6R14 V	100
Insulated butt connectors 1.5 mm ² L=24.5 mm	LIB 1,5B25 VF	100
Insulated butt connectors 2.5 mm ² L=24.5 mm	LIB 2,5B25 VF	100
Insulated butt connectors 6.0 mm ² L=26.0 mm	LIB 6B26 VF	100
Insulated fork-type cable lugs 1.5 mm ² / M4	LIS 1,5M4 V	100
Insulated fork-type cable lugs 2.0 mm ² / M5	LIS 2,5M5 V	100
Insulated fork-type cable lugs 6.0 mm ² / M6	LIS 6M6 V	100
Insulated flat blade receptacle 1.5 mm ² / 2.8x0.8	LIF 1,5F288 R	100
Insulated flat blade receptacle 1.5 mm ² / 6.3x0.8	LIF 1,5F638 R	100
Insulated flat blade receptacle 2.5 mm ² / 6.3x0.8	LIF 2,5F638 R	100
Insulated flat blade receptacle 6.0 mm ² / 6.3x0.8	LIF 6F638 R	100

Technical data

Length / Width / Height	413 / 330 / 79 mm
Weight	5 kg

Ordering data

Type	Qty.	Order No.
Crimpsset CTI 6	1	9202600000

Crimp-Set PZ / CTI



Assembly

Description of article	Type	Qty.
Stripping tool for up to 10 mm ²	STRIPAX	1
Crimping tool for wire end ferrules with/without plastic collar, 0.14 to 6 mm ²	PZ 6 Roto	1
Crimping tool for insulated connectors, 0.5-6 mm ²	CTI 6	1
Wire end ferrule with plastic collar, white	H0,5/14D W	500
Wire end ferrule with plastic collar, red	H1,0/14D R	500
Wire end ferrule with plastic collar, blue	H2,5/14D BL	500
Wire end ferrule with plastic collar, grey	H4,0/17D GR	500
Wire end ferrule with plastic collar, yellow	H6,0/20D GE	100
Insulated ring-type cable lugs 1.5 mm ² / M4	LIR 1,5M4 V	100
Insulated ring-type cable lugs 1.5 mm ² / M5	LIR 1,5M5 V	100
Insulated ring-type cable lugs 2.5 mm ² / M5	LIR 2,5M5 V	100
Insulated ring-type cable lugs 6.0 mm ² / M6	LIR 6M6 V	100
Insulated pin-type cable lugs 1.5 mm ² L=12 mm	LIP 1,5R12 V	100
Insulated pin-type cable lugs 2.5 mm ² L=12 mm	LIP 2,5R12 V	100
Insulated pin-type cable lugs 6.0 mm ² L=14 mm	LIP 6R14 V	100
Insulated butt connectors 1.5 mm ² L=24.5 mm	LIB 1,5B25 VF	100
Insulated butt connectors 2.5 mm ² L=24.5 mm	LIB 2,5B25 VF	100
Insulated butt connectors 6.0 mm ² L=26.0 mm	LIB 6B26 VF	100
Insulated flat blade receptacle 1.5 mm ² / 2.8x0.8	LIF 1,5F288 R	100
Insulated flat blade receptacle 1.5 mm ² / 6.3x0.8	LIF 1,5F638 R	100
Insulated flat blade receptacle 2.5 mm ² / 6.3x0.8	LIF 2,5F638 R	100
Insulated flat blade receptacle 6.0 mm ² / 6.3x0.8	LIF 6F638 R	100

Technical data

Length / Width / Height	413 / 330 / 79 mm
Weight	5 kg

Ordering data

Type	Qty.	Order No.
Crimpsset PZ / CTI	1	9202610000

Crimp contact set



Assembly

Description of article	Type	Qty.
Wire end ferrule with plastic collar, white	H0,5/14D W	500
Wire end ferrule with plastic collar, grey	H0,75/14D GR	500
Wire end ferrule with plastic collar, red	H1,0/14D R	500
Wire end ferrule with plastic collar, black	H1,5/14D SW	500
Wire end ferrule with plastic collar, blue	H2,5/14D BL	500
Wire end ferrule with plastic collar, grey	H4,0/17D GR	500
Wire end ferrule with plastic collar, yellow	H6,0/20D GE	100
Insulated ring-type cable lugs 1.5 mm ² / M4	LIR 1,5M4 V	100
Insulated ring-type cable lugs 1.5 mm ² / M5	LIR 1,5M5 V	100
Insulated ring-type cable lugs 2.5 mm ² / M5	LIR 2,5M5 V	100
Insulated ring-type cable lugs 6.0 mm ² / M6	LIR 6M6 V	100
Insulated pin-type cable lugs 1.5 mm ² L=12 mm	LIP 1,5R12 V	100
Insulated pin-type cable lugs 2.5 mm ² L=12 mm	LIP 2,5R12 V	100
Insulated pin-type cable lugs 6.0 mm ² L=14 mm	LIP 6R14 V	100
Insulated butt connectors 1.5 mm ² L=24.5 mm	LIB 1,5B25 VF	100
Insulated butt connectors 2.5 mm ² L=24.5 mm	LIB 2,5B25 VF	100
Insulated butt connectors 6.0 mm ² L=26.0 mm	LIB 6B26 VF	100
Insulated flat blade receptacle 1.5 mm ² / 2.8x0.8	LIF 1,5F288 R	100
Insulated flat blade receptacle 1.5 mm ² / 6.3x0.8	LIF 1,5F638 R	100
Insulated flat blade receptacle 2.5 mm ² / 6.3x0.8	LIF 2,5F638 R	100
Insulated flat blade receptacle 6.0 mm ² / 6.3x0.8	LIF 6F638 R	100

Technical data

Length / Width / Height	473 / 330 / 57 mm
Weight	3635 g

Ordering data

Type	Qty.	Order No.
Crimp-Set contacts	1	9202640000

Crimp sets and accessories

Crimp-Set Combi Check 1.3



Crimp-Set Digi Check 5.2



Assembly

Description of article	Type	Qty.
Voltage tester up to 690 V/ 100 Hz LED	COMBI CHECK 1.3	1
Crimping tool for wire end ferrules with/without plastic collar, 0.14 to 6 mm ²	PZ 6 Roto	1
Stripping tool for up to 10 mm ²	STRIPAX	1
Wire end ferrule with plastic collar, white	H0,5/14D W	500
Wire end ferrule with plastic collar, grey	H0,75/14D GR	500
Wire end ferrule with plastic collar, red	H1,0/14D R	500
Wire end ferrule with plastic collar, black	H1,5/14D SW	500
Wire end ferrule with plastic collar, blue	H2,5/14D BL	500
Wire end ferrule with plastic collar, grey	H4,0/17D GR	500
Wire end ferrule with plastic collar, yellow	H6,0/20D GE	100
Cable ties	CB 98/2.5 BLACK	100
Cable ties	CB 140/3.6 BLACK	100

Assembly

Description of article	Type	Qty.
Voltage tester up to 690 V/ 2000 Hz LCD	DIGI-CHECK 5.2	1
Crimping tool for wire end ferrules with/without plastic collar, 0.14 to 6 mm ²	PZ 6 Roto	1
Stripping tool for up to 10 mm ²	STRIPAX	1
Wire end ferrule with plastic collar, white	H0,5/14D W	500
Wire end ferrule with plastic collar, grey	H0,75/14D GR	500
Wire end ferrule with plastic collar, red	H1,0/14D R	500
Wire end ferrule with plastic collar, black	H1,5/14D SW	500
Wire end ferrule with plastic collar, blue	H2,5/14D BL	500
Wire end ferrule with plastic collar, grey	H4,0/17D GR	500
Wire end ferrule with plastic collar, yellow	H6,0/20D GE	100
Cable ties	CB 98/2.5 BLACK	100
Cable ties	CB 140/3.6 BLACK	100

Technical data

Length / Width / Height	330 / 413 / 57 mm
Weight	2.5 kg

Technical data

Length / Width / Height	330 / 413 / 57 mm
Weight	2.6 kg

Ordering data

Type	Qty.	Order No.
CRIMPSET COMBICHECK 1.3	1	9202580000

Ordering data

Type	Qty.	Order No.
Crimpsset Digi Check 5.2	1	9202590000

Assortment boxes and cases

- Body of case made from unbreakable polypropylene
- portable and uncluttered storage in minimum space
- with two robust sliding catches
- boxes and cases for assortments can be stood upright and can be stacked without risk of slipping
- can be subdivided with special inserts

PSC4-01 / PSC 80 / CARRYLITE 55


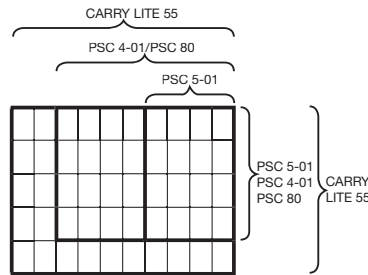
Assortment case, empty



- U-section grid in cover and base hold the inserts in position and ensure sorted contents remain sorted
- Transparent polycarbonate cover
- **Excellent shock resistance!**
- With ergonomic carry handle

PSC 5-01

Assortment box, empty



Technical data

Product data	
Colour of body	
Colour of fittings	
Cover material	
Weight	
Dimensions	
Length	mm
Width	mm
Height	mm
Note	

ASSORTMENT CASE PSC4-01	CASE PSC80 PC	ASSORTMENT CASE CARRY LITE 55
Anthracite	Anthracite	Anthracite
orange	orange	orange
Polycarbonate	Polycarbonate	Polycarbonate
580	840	1000
261	241	330
338	338	413
57	79	57

ASSORTMENT CASE PSC5-01 PP	
Anthracite	
orange	
Polypropylene	
200	
195	
241	
56	

Ordering data

Version
Note

Type	Qty	Order No.
ASSORTMENT CASE PSC4-01	1	9028860000
CASE PSC80 PC	1	9202330000
ASSORTMENT CASE CARRY LITE 55	1	9202000000

Type	Qty	Order No.
ASSORTMENT CASE PSC5-01 PP	1	9202010000

Inserts

Inserts

Transparent, loose-packed compartment inserts for individual interior layouts

- Resistant to oils, acids and alkalis
- Made from unbreakable polypropylene

A7-1 / A9-1 / A9-2

Inserts for PSC4-01, PSC5-01, CARRYLITE 55



- Inserts for fitting vertically

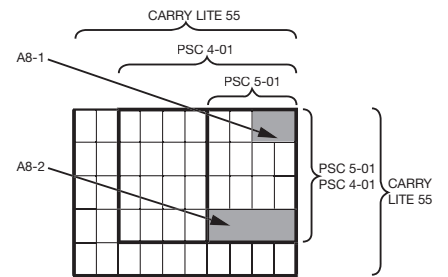
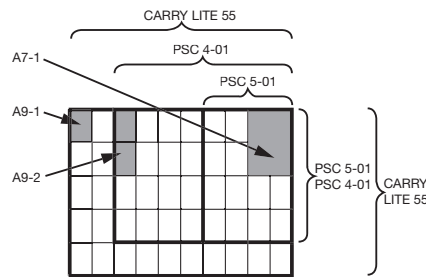
A8-1 / A8-2

Inserts for PSC4-01, PSC5-01, CARRYLITE 55



- Inserts for fitting horizontally

H



Technical data

Product data	
Colour of body	
Colour of fittings	
Cover material	
Weight	
Dimensions	
Length	mm
Width	mm
Height	mm
Note	

INSERT A7-1 CL55	INSERT A9-1 CL55	INSERT A9-2 CL55
natural	natural	natural
32	12	20
109	55	109
79	39	39
47	47	47

INSERT A8-1 CL55	INSERT A8-2 CL55
natural	natural
17	40
79	177
55	55
47	47

Ordering data

Version
Note

Type	Qty	Order No.
INSERT A7-1 CL55	1	9028450000
INSERT A9-1 CL55	1	9202020000
INSERT A9-2 CL55	1	9203260000

Type	Qty	Order No.
INSERT A8-1 CL55	1	9028460000
INSERT A8-2 CL55	1	9028420000

Inserts

Transparent, loose-packed compartment inserts for individual interior layouts

- Resistant to oils, acids and alkalis
- Made from unbreakable polypropylene

BA7-1 / BA8-1

Inserts for PSC80

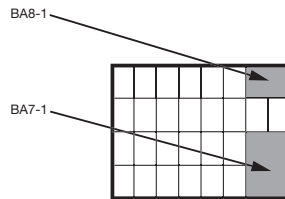


BA8-1

- Divider for fitting horizontally

BA7-1

- Divider for fitting vertically



Technical data

Product data	
Colour of body	
Colour of fittings	
Cover material	
Weight	
Dimensions	
Length	mm
Width	mm
Height	mm
Note	

INSERT BA7-PSC 80	INSERT BA8-PSC 80
natural	natural
40	25
109	55
79	79
79	79
Note	

Ordering data

Version
Note

Type	Qty	Order No.
INSERT BA7-PSC 80	1	9202320000
INSERT BA8-PSC 80	1	9202310000
Note		

Automatic machines

Automatic machines	Introduction	1.2
	Cable cutting machines	1.3
	Stripping machines	1.4
	Stripping and crimping machines	1.6

Automatic machines

Rationalised crimping increasingly demands the automation of individual process stages. "Optimised installation times" is the requirement that innovative markets impose on their strategic partners.

Automatic machines that permit rational processing of the conductor material are the answer to a future-oriented approach, with flexibility and functionality playing a major role for the customer.

Weidmüller's comprehensive range of automatic machines provides professional and rational solutions for cable machining and processing.



CutFix 8

Cable cutting machines



The CutFix 8 is a microprocessor-controlled tool for the automatic cutting to length of solid and flexible single conductors with a max. outer diameter of 8 mm.

Repetition accuracy is achieved by a precise servo DC drive.

- Optimised dimensional accuracy due to length correction (e.g. for special insulators)
- Adjustable cable clamping force
- RS 232 interface for controlling the automatic sizer via an IBM-compatible PC
- Software (supplied) enables management, documentation and transfer of cutting jobs via a PC
- Removable hand-held terminal for entering individual cutting jobs

Technical data

CutFix 8

Cutting capacity	
Single conductor, flexible	0.14...10 mm ²
Single conductor, solid	0.5...2.5 mm ²
Aperture	Max. 8 mm outer Ø
Feed rate	1.5 m/sec
Length correction	Slip correction in mm adjustable for specific articles
Keypad	4 x 4-buttons for data input
Display	4 lines/20 characters
Length preselection	2 mm to 999999 mm
Amount preselection	Adjustable partial amount preselection
Switch-off	When end of cable is reached
Memory	For up to 256 cutting jobs
Serial interface	1
Software	For data transfer to PC
Electrical connection	230 V/50 Hz
Connected load	Approx. 200 W
Dimensions D x W x H (mm)	330 x 380 x 498 with keypad 330 x 380 x 408 w/o keypad
Weight	Approx. 24 kg

Ordering data

Type	Qty	Order No.
CutFix 8	1	9023100000

CCM

Cable cutting machines



The CCM microprocessor-controlled automatic cutter cuts to length ribbon cables, round cables, insulating conduits and tubes. Its high repeat accuracy is achieved using a precision AC servodrive. The dimensional accuracy can, for particular requirements, be optimised by means of length correction. Using a special subprogram, it is simplicity itself for customers to adapt the program interface to their own company-specific requirements. The pressure on the cable from the drive can be adjusted by the built-in pressure regulator that controls the pneumatic opening.

Software is available that allows cutting jobs to be managed, documented and transferred. The CCM can be used wherever stationary preparation of medium and large cable series is required. It comes with handles for easy relocation.

Technical data

CCM

Cutting force	Approx. 2900 N at 6 bar operating pressure
Aperture width	75 mm
Aperture height	40 mm
Ribbon cable	Max. cable width 75 mm
Solid and sheathed cables	up to Ø 25 mm
Single conductor, flexible	0.08...70 mm ²
Single conductor, solid	0.08...16 mm ²
Insulating tubes and hoses	Up to nominal width 29 mm
Feeding speed	0 – 3 m/sec, programmable
Length correction	Slip correction in mm programmable for specific articles
Keypad	4 x 4 buttons for data input, 4 direct function buttons
Display	4 lines/40 characters
Languages	D, NL, F, UK, P, I, E, CZ
Length preselection	1 mm to 999999 mm
Amount preselection	Adjustable partial amount preselection
Switch-off	When cable end is reached
Memory	For up to 20,000 cutting jobs
Serial interface	1
Software (optional)	For data transfer to PC, additional programs for inkjet and embossing devices
Electrical connection	220 V/230 V AC
Connected load	Approx. 750W
Air connection	6 – 10 bar
Dimensions D x W x H (mm)	470 x 360 x 370
Exit tray	200 mm
Weight	Approx. 35 kg

Ordering data

Type	Qty	Order No.
CCM	1	9025440000

Stripping machines

Stripping machines

- Stripping of flexible conductors to DIN VDE 0295, cl. 5
- Partial stripping, insulation remains on end of conductor
- Change of tools not necessary
- Electric drive
- For small and mid-sized batches

Machines are designed to process wires according to DIN VDE 0295/5, DIN VDE 0281/102 and DIN VDE 0281/103. Processing of other wire types is available on request.

Powerstripper 6.0

0.14...6.0 mm²



- Quick and easy setting for the respective cross-section
- Stripping length: 3...20 mm
- Min. conductor length: 22 mm + stripping length

Powerstripper 16.0

2.5...16.0 mm²



- Quick and easy setting for the respective cross-section
- Stripping length: 3...20 mm
- Min. conductor length: 22 mm + stripping length

Technical data

Specification	
Stripping range	
Stripping length	
Conductor length, min.	
Pull-off length	
Pulse time	
Electrical connection	
Connection values	
Tool data	
Length / Width / Height	mm
Weight	kg
Note	

POWERSTRIPPER 6,0		
Stripping range	0.14 - 6.0 (~AWG26-10)	
Stripping length	3-20 mm	
Conductor length, min.	22 mm + stripping length	
Pull-off length	3-20 mm	
Pulse time	Approx. 0.5 sec.	
Electrical connection	220 V/ 50 Hz	
Connection values	46 VA	
Tool data		
Length / Width / Height	295 / 190 / 190	
Weight	8.8	
Note		

POWERSTRIPPER 16,0		
Stripping range	2.5 - 16 (~AWG 14-6)	
Stripping length	3-20 mm	
Conductor length, min.	22 mm + stripping length	
Pull-off length	3-20 mm	
Pulse time	Approx. 1.5 sec.	
Electrical connection	220 V/ 50 Hz	
Connection values	46 VA	
Tool data		
Length / Width / Height	295 / 190 / 230	
Weight	11	
Note		

Ordering data

Version
Note

Type	Qty	Order No.
POWERSTRIPPER 6,0	1	9028510000

Type	Qty	Order No.
POWERSTRIPPER 16,0	1	9028480000

Note

Note

Note

Stripping machines

- Stripping of flexible conductors according to DIN VDE 0295, class 5
- Partial stripping, insulation remains at wire end
- An integrated probing mechanism establishes the wire cross-section size and then defines the proper cutting depth
- Electric drive
- No need to change tools
- For small and mid-sized batches
- Automatic adjustment on conductor cross-section

Machines are designed to process wires according to DIN VDE 0295/5, DIN VDE 0281/102 and DIN VDE 0281/103. Processing of other wire types is available on request.

Powerstripper auto 2.5

0.5...2.5 mm²



Powerstripper auto 16.0

4,0...16,0 mm²



Powerstripper Auto 2.5-20

- Stripping length from 3 to 20 mm
- Min. conductor length: 22 mm + stripping length

Powerstripper Auto 2.5-30

- Stripping length from 13 to 28 mm
- Min. conductor length: 32 mm + stripping length

Powerstripper Auto 16-20

- Stripping length from 3 to 20 mm
- Min. conductor length: 22 mm + stripping length

Powerstripper Auto 16-30

- Stripping length from 13 to 28 mm
- Min. conductor length: 32 mm + stripping length

Technical data

Specification	
Stripping range	
Stripping length	
Conductor length, min.	
Pull-off length	
Pulse time	
Electrical connection	
Connection values	
Tool data	
Length / Width / Height	mm
Weight	kg
Note	

POWERSTRIPPER ao 2,5-20	POWERSTRIPPER ao 2,5-30
0.5 - 2.5 mm ² (~AWG20-14)	0,5 - 2,5mm ² (AWG20-14)
3-20 mm	13-28 mm
22 mm + stripping length	32 mm + stripping length
1-20 mm	1-20 mm
Approx. 0.5 sec.	Approx. 0.5 sec.
220 V/ 50 Hz	220 V/ 50 Hz
46 VA	46 VA
295 / 190 / 205	295 / 190 / 205
9	9
Note	

POWERSTRIPPER ao 16-20	POWERSTRIPPER ao 16-30
4 - 16 mm ² (~AWG 12-6)	4 - 16 mm ² (~AWG 12-6)
3-20 mm	13-28 mm
22 mm + stripping length	32 mm + stripping length
1-20 mm	1-20 mm
Approx. 1.5 sec.	Approx. 1.5 sec.
220 V/ 50 Hz	220 V/ 50 Hz
46 VA	46 VA
295 / 190 / 230	295 / 190 / 230
11	11
Note	

Ordering data

Version
Note

Type	Qty	Order No.
POWERSTRIPPER ao 2,5-20	1	9027270000
POWERSTRIPPER ao 2,5-30	1	9027280000
Note		

Type	Qty	Order No.
POWERSTRIPPER ao 16-20	1	9027290000
POWERSTRIPPER ao 16-30	1	9027300000
Note		

Stripping and crimping machines

Stripping and crimping machines

- For linked ferrules on roll, with plastic collars, up to 5000 pieces
- Stripping and crimping in one work step
- Easily adjustable to conductor cross-section range
- Change of tools not necessary

Machines are designed to process wires according to DIN VDE 0295/5, DIN VDE 0281/102 and DIN VDE 0281/103. Processing of other wire types is available on request.

Crimpfix 2.5 M

0.34/0.5...2.5 mm²



- Electric drive
- For smaller batches

Crimpfix 2.5 M

• 0.34/0.5...2.5 mm²

- Processing 0.34 mm² is possible with simple conversion tool

Crimpfix univ. / Crimpfix univ. K

0.34/0.5...2.5 mm²



- Electro/pneumatic drive
- For small and mid-sized batches

Crimpfix universal

• 0.5...2.5 mm²

Crimpfix universal K

- 0.34...1.0 mm²
- Processing diameter 0.34 mm², possible by easy change of tool

Technical data

Specification	
Stripping range	0.34/0.5-2.5 mm ²
Crimping length	8 mm
Length of wire-end ferrule	12/14 mm
Pulse time	Approx. 1.5 sec.
Cross-section range	0.5...2.5 mm ²
Electrical connection	220 V/ 50 Hz
Compressed air connection	
Tool data	
Length / Width / Height	mm
Weight	kg
Note	

CRIMPFIX 2.5 M	
Stripping range	0.34/0.5-2.5 mm ²
Crimping length	8 mm
Length of wire-end ferrule	12/14 mm
Pulse time	Approx. 1.5 sec.
Cross-section range	0.5...2.5 mm ²
Electrical connection	220 V/ 50 Hz
Compressed air connection	
Length / Width / Height	292 / 310 / 260
Weight	15
Note	

CRIMPFIX UNIVERSAL BD	CRIMPFIX UNIVERSAL K
Stripping range	0.34 - 1.0 mm ²
Crimping length	8 mm
Length of wire-end ferrule	12/14 mm
Pulse time	Approx. 1 sec.
Cross-section range	0.34...1 mm ²
Electrical connection	220 V/ 50 Hz
Compressed air connection	5 bar
Length / Width / Height	330 / 390 / 430
Weight	23
Note	

Ordering data

Version	
Note	

Type	Qty	Order No.
CRIMPFIX 2.5 M	1	9205410000
Note		

Type	Qty	Order No.
CRIMPFIX UNIVERSAL BD	1	9028500000
CRIMPFIX UNIVERSAL K	1	9027320000
Note		

Accessories

Type	Qty	Order No.
Crimpfix 2.5 M T0.34	1	9205420000
Crimpfix 2.5 M T0 5-2.5	1	1137200000
Note		

Type	Qty	Order No.
Crimpfix 2.5 M T0.34	1	9205420000
Crimpfix 2.5 M T0 5-2.5	1	1137200000
Additional accessories can be found in Chapter J.		
Note		

Stripping and crimping machines

- For loose-packed ferrules with plastic collars
- Conductor stripping and crimping in one work step
- Oscillating conveyor for grabbing free ferrules
- Quick adjustment to the required cross-section range
- Change of tools not necessary, therefore efficient and time-saving processing

Machines are designed to process wires according to DIN VDE 0295/5, DIN VDE 0281/102 and DIN VDE 0281/103. Processing of other wire types is available on request.

Crimpfix L / Crimpfix LS

0.5...2.5 mm²



- Electro/pneumatic drive
- Full electronic control
- For medium-sized batches

Crimpfix LS

- Changeover to custom sizes is possible.

Crimpfix LZ

2 x 0.5...2 x 1.5 mm²



For twin wire-end ferrules

- Electro/pneumatic drive
- Complete electronic control
- For medium-sized batches

Technical data

Specification	
Stripping range	0.5 - 2.5 mm ²
Crimping length	8 mm
Length of wire-end ferrule	14 mm
Pulse time	Approx. 1 sec.
Cross-section range	0.5...2.5 mm ²
Electrical connection	220 V/ 50 Hz
Compressed air connection	5 bar
Tool data	
Length / Width / Height	330 / 390 / 460 mm
Weight	31 kg
Note	
Special sizes, ø D2 available on request	

Ordering data

Version
Note

CRIMPFIX L	CRIMPFIX LS
0.5 - 2.5 mm ²	0.5 - 2.5 mm ²
8 mm	6/8/10 mm
14 mm	12/14/16 mm
Approx. 1 sec.	Approx. 1 sec.
0.5...2.5 mm ²	0.5...2.5 mm ²
220 V/ 50 Hz	220 V/ 50 Hz
5 bar	5 bar
330 / 390 / 460	330 / 390 / 460
31	31
Special sizes, ø D2 available on request	

Type	Qty	Order No.
CRIMPFIX L	1	9028530000
CRIMPFIX LS	1	9028540000

Additional accessories can be found in Chapter J.

CRIMPFIX LZ
2 x 0.5 - 2 x 1.5 mm ²
8 mm
14 mm
Approx. 1 sec.
0.5...1.5 mm ²
220 V/ 50 Hz
5 bar
330 / 390 / 460
31

Type	Qty	Order No.
CRIMPFIX LZ	1	9027310000

Additional accessories can be found in Chapter J.

Stripping and crimping machines

CA 100

0.14...10 mm²

The CA 100 is an electro-pneumatic-driven automatic stripper and crimper for time-saving and efficient processing of loose-packed wire-end ferrules. It is designed for stationary preparation of medium-sized batches of conductors.

The machine is characterised by rapid and simple operation.

- Stripping and crimping in one operation
- Electro-pneumatic drive
- Stripping and crimping range 0.14...10.0 mm²
- Processes ferrules of various length
- Rapid and easy conversion
- Vibration feeder takes loose ferrules

CA 4/8 Indent

0.14...4 mm²

The CA 4/8 Indent is an electro-pneumatic-driven automatic stripper and crimper for processing loose-packed, turned male and female contacts. The contacts are fed automatically via an oscillating conveyor set-up.

Conductors and contacts in the 0.14 - 4.0 mm range (AWG 26-14) can be crimped normally with a 4/8 indent crimp shape, in compliance with MIL C-22520/1-01. The settings for stripping and crimp depth are motor-driven. The values can be saved in 50 different programs. The keyboard is used for configuration and programming. Important data, functions and errors are shown on the LCD display. With the help of the appropriate tools, the automatic crimper may be converted to various contacts and/or conductors.

It was developed for preparing conductors in medium-batch series for stationary use.

The automatic machine can be operated quickly and easily.

- Stripping and crimping in one operation
- Electro-pneumatic drive
- Strips and crimps 0.14...4.0 mm²
- Processes loose twisted pin and socket contacts
- Rapid and simple change-over
- Vibration-feeder takes 500 loose machined contacts
- 4/8-Indent crimp conforms with MIL C-22520/1-01
- Program memory for 50 contact variations
- Stripping and crimping dimensions adjusted by means of electric motor
- The CA 4/8 Indent S features an oscillating conveyor with selective feed. It uses sensors and actuators to ensure that the contacts are correctly positioned for processing.

Technical data

	CA 100/2,5	CA 100/10
Crimping range	0.14 ... 2.5 mm ² (using respective tool)	4...10 mm ²
Crimping lengths	6 ...12 mm	6...18 mm
Connection	220 V / 50 Hz	220 V / 50 Hz
Drive	pneumatic	pneumatic
Compressed air connection	5 bar	5 bar
Processing time	approx. 2.5 s	approx. 2.5 s
Crimping	trapezoidal with exchangeable tools depending on length and cross-section of the ferrule	
Size W x D x H	530 x 400 x 460	530 x 400 x 460
Weight	40 kg	40 kg
Options	Quadro-crimp tool: for a perfect rectangular four-sided crimp	

The CA 100 can be converted for conductor cross-sections in the ranges of 0.14...2.5 or 4...10 mm².

Note on ordering

In order to precisely determine the required conversion tool, you will need the exact specifications for both the wire-end ferrules being processed and the conductors being processed.

Ferrules see chapter J

Detailed quotation available on request

Additional accessories can be found in Chapter J.

Technical data

	CA 4/8 Indent	CA 4/8 Indent S
Stripping range	0.14 ... 2,5 mm ²	0.25 ... 4 mm ²
Connection	220 V / 50 Hz / 115 VA	220 V / 50 Hz /115 VA
Drive	pneumatic	pneumatic
Compressed air connection	5 bar	5 bar
Processing time	approx. 2.5 s	approx. 2.5 s
Size W x D x H	450 x 490 x 420	530 x 500 x 600
Weight	40 kg	54 kg
Options	special blade fixture (profile blade, V-radius blade), special fixing device for stranded wires, shortened insertion length, monitoring of entry, feed equipped with selection unit, control of crimping force, interface	

Note on ordering

The machine is set up using sample contacts to suit the user's requirements. For this we need the name of the manufacturer, the type designation and the cross-sections of the contacts.

Detailed quotation available on request

Additional accessories can be found in our Heavy-Duty Connectors Catalogue.

Accessories

Accessories	Introduction	J.2
	Wire end ferrules with plastic collar	J.4
	Twin-wire end ferrules with plastic collar	J.10
	Wire end ferrules for short-circuit and earth-fault-proof cables	J.13
	Wire end ferrules with plastic collar, special sizes	J.14
	Wire end ferrules without plastic collar	J.15
	Assortment of wire end ferrules	J.16
	Insulated cable connectors, PVC, with conical cable entry	J.18

Accessories

Weidmüller stocks a comprehensive range of wire end ferrules and insulated cable lugs for immediate supply.

Wire end ferrules

Wire end ferrules ensure the long-term quality of electrical connections. Another advantage is their usefulness during installation. The wide range of products embraces wire end ferrules with or without plastic collars and twin wire end ferrules in all the colours normally required by users.



Insulated cable lugs

Insulated cable lugs ensure the long-term quality of electrical connections. Most of the products in the range (apart from the butt connectors) have a conical inlet.

This guarantees optimum entry of the conductor as the strands are automatically centred.



Tools

Tools for insulated cable lugs

Tool	Order No.	0.5 - 1.5	Type of contact 1.5 - 2.5	4.0 - 6.0
CTI 6	9006120000	●	●	●
CTI 6 G	9202850000	●	●	●
HTI 15	9014400000	●	●	●
Station		red	blue	yellow

Crimping tools for ferrules

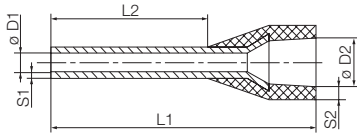
	PZ 1.5	stripax® plus 2.5	PZ 3	PZ 4	PZ 6 roto	PZ 6 HEX	PZ 6/5	PZ 16	PZ 50
Order No.									
	9005990000	9020000000	0567300000	9012500000	9014350000	9013650000	9011460000	9012600000	9006450000
Ferrule mm ²									
H 0.14	●				●	●			
H 0.25	●				●	●	●		
H 0.34	●				●	●	●		
H 0.5	●	● ¹	●	●	●	●	●		
H 0.75	●	● ¹	●	●	●	●	●		
H 1.0	●	● ¹	●	●	●	●	●		
H 1.5	●	● ¹	●	●	●	●	●		
H 2.5		● ¹	●	●	●	●	●		
H 4.0			●	●	●	●	●		
H 6.0			●		●	●	●	●	
H 10.0								●	
H 16.0								●	
H 25.0								●	
H 35.0									●
H 50.0									●

●¹ = ferrules in strip form only

Twin wire end ferrules are to be crimped according to the following table:

Tool	Order No.	H 0.5	H 0.75	H 1.0	H 1.5	Ferrules H 2.5	H 4.0	H 6.0	H 10.0	H 16.0
PZ 1.5	9005990000	●	●							
PZ 3	0567300000	●	●	●	●	●				
PZ 4	9012500000	●	●	●	●	●				
PZ 6 roto	9014350000	●	●	●	●	●	●			
PZ 6/5	9011460000		●	●	●	●	●			
Station		1.5 mm ²	1.5 mm ²	2.5 mm ²	2.5 mm ²	4 mm ²	6 mm ²			
PZ ZH 16	9013600000							●	●	●

Wire end ferrules with plastic collar



- Polypropylene conical cable entry
- Heat-resistant up to 105 °C
- Cable entry made from a not readily flammable material on request

For conductors from 0.14 to 150 mm² (AWG 26-300MCM)
 Tin-plated copper
 Dimensional tolerances to DIN 46228 part 4

Weidmüller colour code

packed loose



Ordering data

Type	Ø mm ²	AWG	L1	L2	D1	D2	S1	S2	Stripping length	Colour	Qty.	Order No.
H0.25/10	0.25	24	10.0	6.0	0.8	1.8	0.15	0.25	8.0	● light blue	500	9025740000
H0.25/12	0.25	24	12.0	8.0	0.8	1.8	0.15	0.25	10.0	● light blue	500	9025760000
H0.34/10	0.34	22	10.0	6.0	0.8	2.0	0.15	0.25	8.0	● turquoise	500	9025750000
H0.34/12	0.34	22	12.0	8.0	0.8	2.0	0.15	0.25	10.0	● turquoise	500	9025770000
H0.5/12	0.50	20	12.0	6.0	1.0	2.6	0.15	0.25	8.0	● orange	500	0409500000
H0.5/14	0.50	20	14.0	8.0	1.0	2.6	0.15	0.25	10.0	● orange	500	0690700000
H0.5/16	0.50	20	16.0	10.0	1.0	2.6	0.15	0.25	12.0	● orange	500	9025870000
H0.75/12	0.75	18	12.0	6.0	1.2	2.8	0.15	0.25	8.0	○ white	500	0409600000
H0.75/14	0.75	18	14.0	8.0	1.2	2.8	0.15	0.25	10.0	○ white	500	0462900000
H0.75/16	0.75	18	16.0	10.0	1.2	2.8	0.15	0.25	12.0	○ white	500	9025860000
H0.75/18	0.75	18	18.0	12.0	1.2	2.8	0.15	0.25	14.0	○ white	500	9025910000
H1.0/12	1.00	17	12.0	6.0	1.4	3.0	0.15	0.25	8.0	● yellow	500	0409700000
H1.0/14	1.00	17	14.0	8.0	1.4	3.0	0.15	0.25	10.0	● yellow	500	0463000000
H1.0/16	1.00	17	16.0	10.0	1.4	3.0	0.15	0.25	12.0	● yellow	500	9025950000
H1.0/18	1.00	17	18.0	12.0	1.4	3.0	0.15	0.25	15.0	● yellow	500	9025930000
H1.5/14	1.50	16	14.0	8.0	1.7	3.5	0.15	0.25	10.0	● red	500	0463100000
H1.5/16	1.50	16	16.0	10.0	1.7	3.5	0.15	0.25	12.0	● red	500	0635100000
H1.5/24	1.50	16	24.0	18.0	1.7	3.5	0.15	0.25	20.0	● red	500	0565600000
H2.5/15D	2.50	14	15.0	8.0	2.2	4.2	0.15	0.25	10.0	● blue	500	9019160000
H2.5/19D	2.50	14	19.0	12.0	2.2	4.2	0.15	0.25	14.0	● blue	500	9019170000
H2.5/25D	2.50	14	25.0	18.0	2.2	4.2	0.15	0.25	20.0	● blue	500	9019180000
H4.0/18D	4.00	12	18.0	10.0	2.8	4.8	0.2	0.3	12.0	● grey	500	9019190000
H4.0/20D	4.00	12	20.0	12.0	2.8	4.8	0.2	0.3	14.0	● grey	500	9019200000
H4.0/26D	4.00	12	26.0	18.0	2.8	4.8	0.2	0.3	20.0	● grey	100	9019210000
H6.0/20	6.00	10	20.0	12.0	3.5	6.3	0.2	0.3	14.0	● black	100	0533500000
H6.0/26	6.00	10	26.0	18.0	3.5	6.3	0.2	0.3	20.0	● black	100	0565700000
H10.0/22	10.00	7	22.0	12.0	4.5	7.6	0.2	0.4	15.0	● ivory	100	0534200000
H10.0/28	10.00	7	28.0	18.0	4.5	7.6	0.2	0.4	21.0	● ivory	100	0565800000
H16.0/22	16.00	6	22.0	12.0	5.8	8.8	0.2	0.4	15.0	● green	100	0565900000
H16.0/28	16.00	6	28.0	18.0	5.8	8.8	0.2	0.4	21.0	● green	100	0566000000
H25.0/30	25.00	3	30.0	16.0	7.3	11.2	0.2	0.4	18.0	● brown	50	0317000000
H25.0/36	25.00	3	36.0	22.0	7.3	11.2	0.2	0.4	24.0	● brown	50	0317100000
H35.0/30	35.00	2	30.0	16.0	8.3	12.7	0.2	0.4	19.0	● beige	50	0317200000
H35.0/39	35.00	2	39.0	25.0	8.3	12.7	0.2	0.4	28.0	● beige	50	0317300000
H50.0/36	50.00	1	36.0	20.0	10.3	15.0	0.3	0.5	26.0	● olive green	50	0444200000
H70.0/37	70.00	2/0	37.0	21.0	12.7	16.0	0.35	0.6	26.0	● yellow	25	9028200000
H95.0/44	95.00	3/0	44.0	25.0	14.7	18.0	0.35	0.6	31.0	● red	25	9028210000
H120.0/50	120.00	4/0	50.0	30.0	16.5	21.0	0.5	0.7	36.0	● blue	25	9028220000
H150.0/54	150.00	300 MCM	54.0	32.0	18.5	23.5	0.5	0.75	38.0	● yellow	25	9028230000

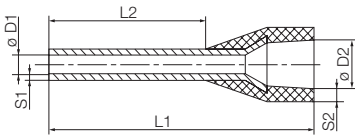
Weidmüller colour code

in multipack bag



Ordering data

Type	Ø mm ²	AWG	L1	L2	D1	D2	S1	S2	Stripping length	Colour	Qty.	Order No.
H0.14/10	0.14	26	10.0	6.0	0.6	1.5	0.15	0.25	8.0	● grey	500	9005180000
H0.14/12	0.14	26	12.0	8.0	0.6	1.5	0.15	0.25	10.0	● grey	500	9028240000
H0.25/10	0.25	24	10.0	6.0	0.8	1.8	0.15	0.25	8.0	● light blue	500	9026050000
H0.25/12	0.25	24	12.0	8.0	0.8	1.8	0.15	0.25	10.0	● light blue	500	9025780000
H0.34/10	0.34	22	10.0	6.0	0.8	2.0	0.15	0.25	8.0	● turquoise	500	9026030000
H0.34/12	0.34	22	12.0	8.0	0.8	2.0	0.15	0.25	10.0	● turquoise	500	9025790000
H0.5/12	0.50	20	12.0	6.0	1.0	2.6	0.15	0.25	8.0	● orange	500	9028260000
H0.5/14	0.50	20	14.0	8.0	1.0	2.6	0.15	0.25	10.0	● orange	500	9026060000
H0.5/16	0.50	20	16.0	10.0	1.0	2.6	0.15	0.25	12.0	● orange	500	9028270000
H0.75/12	0.75	18	12.0	6.0	1.2	2.8	0.15	0.25	8.0	○ white	500	9028280000
H0.75/14	0.75	18	14.0	8.0	1.2	2.8	0.15	0.25	10.0	○ white	500	9026070000
H0.75/16	0.75	18	16.0	10.0	1.2	2.8	0.15	0.25	12.0	○ white	500	9028290000
H0.75/18	0.75	18	18.0	12.0	1.2	2.8	0.15	0.25	14.0	○ white	500	9028300000
H1.0/12	1.00	17	12.0	6.0	1.4	3.0	0.15	0.25	8.0	● yellow	500	9028310000
H1.0/14	1.00	17	14.0	8.0	1.4	3.0	0.15	0.25	10.0	● yellow	500	9026080000
H1.0/16	1.00	17	16.0	10.0	1.4	3.0	0.15	0.25	12.0	● yellow	500	9028320000
H1.0/18	1.00	17	18.0	12.0	1.4	3.0	0.15	0.25	15.0	● yellow	500	9028340000
H1.5/14	1.50	16	14.0	8.0	1.7	3.5	0.15	0.25	10.0	● red	500	9026090000
H1.5/16	1.50	16	16.0	10.0	1.7	3.5	0.15	0.25	12.0	● red	500	9028350000
H2.5/15	2.50	14	15.0	8.0	2.2	4.2	0.15	0.25	10.0	● blue	500	9026100000
H4.0/18	4.00	12	18.0	10.0	2.8	4.8	0.2	0.3	12.0	● grey	250	9026010000



- Polypropylene conical cable entry
- Heat-resistant up to 105 °C
- Cable entry made from a not readily flammable material on request

For conductors from 0.5 to 2.5 mm² (AWG 22-14)
 Tin-plated copper
 Dimensional tolerances to DIN 46228 part 4

Weidmüller colour code

Strip of wire end ferrules



Ordering data

Type	ø mm ²	AWG	L1	L2	D1	D2	S1	S2	Stripping length	Colour	Qty.	Order No.
H0.5/14	0.50	20	14.0	8.0	1.0	2.6	0.15	0.25	10.0	● orange	500	9004270000
H0.75/14	0.75	18	14.0	8.0	1.2	2.8	0.15	0.25	10.0	○ white	500	9004290000
H1.0/14	1.00	17	14.0	8.0	1.4	3.0	0.15	0.25	10.0	● yellow	500	9004320000
H1.5/14	1.50	16	14.0	8.0	1.7	3.2	0.15	0.25	10.0	● red	500	9004340000
H2.5/14D	2.50	14	14.0	8.0	2.2	4.0	0.15	0.25	11.0	● blue	500	9004360000

Weidmüller colour code

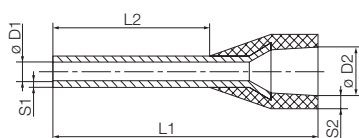
Reel of wire end ferrules



Ordering data

Type	ø mm ²	AWG	L1	L2	D1	D2	S1	S2	Stripping length	Colour	Qty.	Order No.
H0.34/12	0.34	22	12.0	8.0	0.8	2.0	0.15	0.25	10.0	● turquoise	5000	9004390000
H0.5/14	0.50	20	14.0	8.0	1.0	2.6	0.15	0.25	10.0	● orange	5000	9005810000
H0.75/14	0.75	18	14.0	8.0	1.2	2.8	0.15	0.25	10.0	○ white	5000	9005820000
H1.0/14	1.00	17	14.0	8.0	1.4	3.0	0.15	0.25	11.0	● yellow	5000	9005830000
H1.5/14	1.50	16	14.0	8.0	1.7	3.2	0.15	0.25	10.0	● red	5000	9005840000
H2.5/14D	2.50	14	14.0	8.0	2.2	4.0	0.15	0.25	11.0	● blue	3000	9005850000

Wire end ferrules with plastic collar



- Polypropylene conical cable entry
- Heat-resistant up to 105 °C
- Cable entry made from a not readily flammable material on request

For conductors from 0.5 to 50 mm² (AWG 20-1)
Tin-plated copper
Dimensional tolerances to DIN 46228 part 4

DIN colour code

packed loose



Ordering data

Type	ø mm ²	AWG	L1	L2	D1	D2	S1	S2	Stripping length	Colour	VG*	Qty.	Order No.
H0.5/12D	0.50	20	12.0	6.0	1.0	2.6	0.15	0.25	8.0	○ white	T 20A 001 A	500	9019000000
H0.5/14D	0.50	20	14.0	8.0	1.0	2.6	0.15	0.25	10.0	○ white	T 20A 002 A	500	9019010000
H0.5/16D	0.50	20	16.0	10.0	1.0	2.6	0.15	0.25	12.0	○ white	T 20A 003 A	500	9019020000
H0.75/12D	0.75	18	12.0	6.0	1.2	2.8	0.15	0.25	8.0	● grey	T 20A 004 A	500	9019030000
H0.75/14D	0.75	18	14.0	8.0	1.2	2.8	0.15	0.25	10.0	● grey	T 20A 005 A	500	9019040000
H0.75/16D	0.75	18	16.0	10.0	1.2	2.8	0.15	0.25	12.0	● grey	T 20A 006 A	500	9019050000
H0.75/18D	0.75	18	18.0	12.0	1.2	2.8	0.15	0.25	14.0	● grey	T 20A 007 A	500	9019060000
H1.0/12D	1.00	17	12.0	6.0	1.4	3.0	0.15	0.25	8.0	● red	T 20A 008 A	500	9019070000
H1.0/14D	1.00	17	14.0	8.0	1.4	3.0	0.15	0.25	10.0	● red	T 20A 009 A	500	9019080000
H1.0/16D	1.00	17	16.0	10.0	1.4	3.0	0.15	0.25	12.0	● red	T 20A 010 A	500	9019100000
H1.0/18D	1.00	17	18.0	12.0	1.4	3.0	0.15	0.25	15.0	● red	T 20A 011 A	500	9019110000
H1.5/14D	1.50	16	14.0	8.0	1.7	3.5	0.15	0.25	10.0	● black	T 20A 012 A	500	9019120000
H1.5/16D	1.50	16	16.0	10.0	1.7	3.5	0.15	0.25	12.0	● black	T 20A 013 A	500	9019130000
H1.5/18D	1.50	16	18.0	12.0	1.7	3.5	0.15	0.25	15.0	● black	T 20A 014 A	500	9019140000
H1.5/24D	1.50	16	24.0	18.0	1.7	3.5	0.15	0.25	20.0	● black	T 20A 015 A	500	9019150000
H2.5/15D	2.50	14	15.0	8.0	2.2	4.2	0.15	0.25	10.0	● blue	T 20A 016 A	500	9019160000
H2.5/19D	2.50	14	19.0	12.0	2.2	4.2	0.15	0.25	14.0	● blue	T 20A 017 A	500	9019170000
H2.5/25D	2.50	14	25.0	18.0	2.2	4.2	0.15	0.25	20.0	● blue	T 20A 018 A	500	9019180000
H4.0/18D	4.00	12	18.0	10.0	2.8	4.8	0.2	0.3	12.0	● grey	T 20A 019 A	500	9019190000
H4.0/20D	4.00	12	20.0	12.0	2.8	4.8	0.2	0.3	14.0	● grey	T 20A 020 A	500	9019200000
H4.0/26D	4.00	12	26.0	18.0	2.8	4.8	0.2	0.3	20.0	● grey	T 20A 021 A	100	9019210000
H6.0/20D	6.00	10	20.0	12.0	3.5	6.3	0.2	0.3	14.0	● yellow	T 20A 022 A	100	9019220000
H6.0/26D	6.00	10	26.0	18.0	3.5	6.3	0.2	0.3	20.0	● yellow	T 20A 023 A	100	9019230000
H10.0/22D	10.00	7	22.0	12.0	4.5	7.6	0.2	0.4	15.0	● red	T 20A 024 A	100	9019240000
H10.0/28D	10.00	7	28.0	18.0	4.5	7.6	0.2	0.4	21.0	● red	T 20A 025 A	100	9019250000
H16.0/22D	16.00	6	22.0	12.0	5.8	8.8	0.2	0.4	15.0	● blue	T 20A 026 A	100	9019260000
H16.0/28D	16.00	6	28.0	18.0	5.8	8.8	0.2	0.4	21.0	● blue	T 20A 027 A	100	9019270000
H25.0/30D	25.00	3	30.0	16.0	7.3	11.2	0.2	0.4	18.0	● yellow	T 20A 028 A	50	9019280000
H25.0/36D	25.00	3	36.0	22.0	7.3	11.2	0.2	0.4	24.0	● yellow	T 20A 030 A	50	9019300000
H35.0/32D	35.00	2	32.0	18.0	8.3	12.7	0.2	0.4	21.0	● red	T 20A 032 A	50	9019320000
H35.0/30D	35.00	2	30.0	16.0	8.3	12.7	0.2	0.4	19.0	● red	T 20A 031 A	50	9019310000
H35.0/39D	35.00	2	39.0	25.0	8.3	12.7	0.2	0.4	28.0	● red	T 20A 033 A	50	9019330000
H50.0/36D	50.00	1	36.0	20.0	10.3	15.0	0.3	0.5	26.0	● blue	T 20A 034 A	50	9019340000
H50.0/41D	50.00	1	41.0	25.0	10.3	15.0	0.3	0.5	31.0	● blue	T 20A 035 A	50	9019350000

DIN colour code

in multipack bag



Ordering data

Type	ø mm ²	AWG	L1	L2	D1	D2	S1	S2	Stripping length	Colour	VG*	Qty.	Order No.
H0.5/14D	0.50	20	14.0	8.0	1.0	2.6	0.15	0.25	10.0	○ white	T 20A 002 A	500	9019400000
H0.75/14D	0.75	18	14.0	8.0	1.2	2.8	0.15	0.25	10.0	● grey	T 20A 005 A	500	9019410000
H1.0/14D	1.00	17	14.0	8.0	1.4	3.0	0.15	0.25	10.0	● red	T 20A 009 A	500	9019420000
H1.5/14D	1.50	16	14.0	8.0	1.7	3.5	0.15	0.25	10.0	● black	T 20A 012 A	500	9019430000
H2.5/15	2.50	14	15.0	8.0	2.2	4.2	0.15	0.25	10.0	● blue	T 20A 016 A	500	9026100000
H4.0/18	4.00	12	18.0	10.0	2.8	4.8	0.2	0.3	12.0	● grey	019 A	250	9026010000

DIN colour code

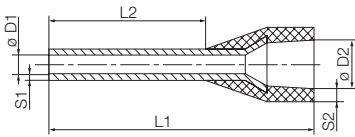
Strip of wire end ferrules



Ordering data

Type	ø mm ²	AWG	L1	L2	D1	D2	S1	S2	Stripping length	Colour	Qty.	Order No.	
H0.5/14D	0.50	20	14.0	8.0	1.0	2.6	0.15	0.25	10.0	○ white	T 20A 002 A	500	9004280000
H0.75/14D	0.75	18	14.0	8.0	1.2	2.8	0.15	0.25	10.0	● grey	T 20A 005 A	500	9004300000
H1.0/14D	1.00	17	14.0	8.0	1.4	3.0	0.15	0.25	10.0	● red	T 20A 009 A	500	9004330000
H1.5/14D	1.50	16	14.0	8.0	1.7	3.2	0.15	0.25	10.0	● black	T 20A 012 A	500	9004350000
H2.5/14D	2.50	14	14.0	8.0	2.2	4.0	0.15	0.25	11.0	● blue	T 20A 016 A	500	9004360000

VG* = Military designation according to VG 96933-20



- Polypropylene conical cable entry
- Heat-resistant up to 105 °C
- Cable entry made from a not readily flammable material on request

For conductors from 0.5 to 2.5 mm² (AWG 20-14)
 Tin-plated copper
 Dimensional tolerances to DIN 46228 part 4

DIN colour code

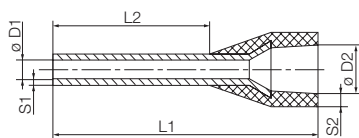
Reel of wire end ferrules



Ordering data

Type	ø mm ²	AWG	L1	L2	D1	D2	S1	S2	Stripping length	Colour	VG*	Qty.	Order No.
H0.5/14D	0.50	20	14.0	8.0	1.0	2.6	0.15	0.25	10.0	○ white		5000	9005860000
H0.75/14D	0.75	18	14.0	8.0	1.2	2.8	0.15	0.25	10.0	● grey		5000	9005870000
H1.0/14D	1.00	17	14.0	8.0	1.4	3.0	0.15	0.25	11.0	● red		5000	9005880000
H1.5/14D	1.50	16	14.0	8.0	1.7	3.2	0.15	0.25	10.0	● black		5000	9005890000
H2.5/14D	2.50	14	14.0	8.0	2.2	4.0	0.15	0.25	11.0	● blue		3000	9005850000

Wire end ferrules with plastic collar



- Polypropylene conical cable entry
- Heat-resistant up to 105 °C
- Cable entry made from a not readily flammable material on request

For conductors from 0.14 to 25 mm² (AWG 26-3)
Tin-plated copper
Dimensional tolerances to DIN 46228 part 4

other colour code

packed loose



Ordering data

Type	ø mm ²	AWG	L1	L2	D1	D2	S1	S2	Stripping length	Colour	Qty.	Order No.
H0.25/10T	0.25	24	10.0	6.0	0.8	1.8	0.15	0.25	8.0	● yellow	500	9021010000
H0.25/12T	0.25	24	12.0	8.0	0.8	1.8	0.15	0.25	10.0	● yellow	500	9021020000
H0.5/12D	0.50	20	12.0	6.0	1.0	2.6	0.15	0.25	8.0	○ white	500	9019000000
H0.5/14D	0.50	20	14.0	8.0	1.0	2.6	0.15	0.25	10.0	○ white	500	9019010000
H0.5/16D	0.50	20	16.0	10.0	1.0	2.6	0.15	0.25	12.0	○ white	500	9019020000
H0.75/12T	0.75	18	12.0	6.0	1.2	2.8	0.15	0.25	8.0	● light blue	500	9021030000
H0.75/14	0.75	18	14.0	8.0	1.2	2.8	0.15	0.25	10.0	● light blue	500	9021040000
H0.75/16T	0.75	18	16.0	10.0	1.2	2.8	0.15	0.25	12.0	● light blue	500	9021050000
H0.75/18T	0.75	18	18.0	12.0	1.2	2.8	0.15	0.25	14.0	● light blue	500	9021060000
H1.0/12D	1.00	17	12.0	6.0	1.4	3.0	0.15	0.25	8.0	● red	500	9019070000
H1.0/14D	1.00	17	14.0	8.0	1.4	3.0	0.15	0.25	10.0	● red	500	9019080000
H1.0/16D	1.00	17	16.0	10.0	1.4	3.0	0.15	0.25	12.0	● red	500	9019100000
H1.0/18D	1.00	17	18.0	12.0	1.4	3.0	0.15	0.25	15.0	● red	500	9019110000
H1.5/14D	1.50	16	14.0	8.0	1.7	3.5	0.15	0.25	10.0	● black	500	9019120000
H1.5/16D	1.50	16	16.0	10.0	1.7	3.5	0.15	0.25	12.0	● black	500	9019130000
H1.5/18D	1.50	16	18.0	12.0	1.7	3.5	0.15	0.25	15.0	● black	500	9019140000
H1.5/24D	1.50	16	24.0	18.0	1.7	3.5	0.15	0.25	20.0	● black	500	9019150000
H2.5/15T	2.50	14	15.0	8.0	2.2	4.2	0.15	0.25	10.0	● grey	500	9021070000
H2.5/19T	2.50	14	19.0	12.0	2.2	4.2	0.15	0.25	14.0	● grey	500	9021080000
H2.5/25T	2.50	14	25.0	18.0	2.2	4.2	0.15	0.25	20.0	● grey	500	9021090000
H4.0/18T	4.00	12	18.0	10.0	2.8	4.8	0.2	0.3	12.0	● orange	500	9021100000
H4.0/20T	4.00	12	20.0	12.0	2.8	4.8	0.2	0.3	14.0	● orange	500	9021110000
H4.0/26T	4.00	12	26.0	18.0	2.8	4.8	0.2	0.3	20.0	● orange	100	9021120000
H6.0/20T	6.00	10	20.0	12.0	3.5	6.3	0.2	0.3	14.0	● green	100	9021130000
H6.0/26T	6.00	10	26.0	18.0	3.5	6.3	0.2	0.3	20.0	● green	100	9021140000
H10.0/22T	10.00	7	22.0	12.0	4.5	7.6	0.2	0.4	15.0	● brown	100	9021150000
H10.0/28T	10.00	7	28.0	18.0	4.5	7.6	0.2	0.4	21.0	● brown	100	9021160000
H16.0/22T	16.00	6	22.0	12.0	5.8	8.8	0.2	0.4	15.0	○ white	100	9021170000
H16.0/28T	16.00	6	28.0	18.0	5.8	8.8	0.2	0.4	21.0	○ white	100	9021180000
H25.0/30T	25.00	3	30.0	16.0	7.3	11.2	0.2	0.4	18.0	● black	50	9021190000
H25.0/36T	25.00	3	36.0	22.0	7.3	11.2	0.2	0.4	24.0	● black	50	9021200000

J

other colour code

in multipack bag



Ordering data

Type	ø mm ²	AWG	L1	L2	D1	D2	S1	S2	Stripping length	Colour	Qty.	Order No.
H0.14/10T	0.14	26	10.0	6.0	0.6	1.5	0.15	0.25	8.0	● brown	500	9028250000
H0.25/10T	0.25	24	10.0	6.0	0.8	1.8	0.15	0.25	8.0	● yellow	500	9021210000
H0.25/12T	0.25	24	12.0	8.0	0.8	1.8	0.15	0.25	10.0	● yellow	500	9021220000
H0.5/14D	0.50	20	14.0	8.0	1.0	2.6	0.15	0.25	10.0	○ white	500	9019400000
H0.75/14T	0.75	18	14.0	8.0	1.2	2.8	0.15	0.25	10.0	● light blue	500	9021230000
H1.0/14D	1.00	17	14.0	8.0	1.4	3.0	0.15	0.25	10.0	● red	500	9019420000
H1.5/14D	1.50	16	14.0	8.0	1.7	3.5	0.15	0.25	10.0	● black	500	9019430000
H1.5/24D	1.50	16	24.0	18.0	1.7	3.5	0.15	0.25	20.0	● black	500	9004140000
H2.5/15T	2.50	14	15.0	8.0	2.2	4.2	0.15	0.25	10.0	● grey	500	9021240000
H4.0/18T	4.00	12	18.0	10.0	2.8	4.8	0.2	0.3	12.0	● orange	250	9021250000

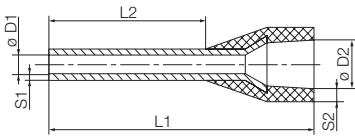
other colour code

Strip of wire end ferrules



Ordering data

Type	ø mm ²	AWG	L1	L2	D1	D2	S1	S2	Stripping length	Colour	Qty.	Order No.
H0.5/14D	0.50	20	14.0	8.0	1.0	2.6	0.15	0.25	10.0	○ white	500	9004280000
H0.75/14T	0.75	18	14.0	8.0	1.2	2.8	0.15	0.25	10.0	● light blue	500	9004310000
H1.0/14D	1.00	17	14.0	8.0	1.4	3.0	0.15	0.25	10.0	● red	500	9004330000
H1.5/14D	1.50	16	14.0	8.0	1.7	3.2	0.15	0.25	10.0	● black	500	9004350000
H2.5/14T	2.50	14	14.0	8.0	2.2	4.0	0.15	0.25	11.0	● grey	500	9004370000



- Polypropylene conical cable entry
- Heat-resistant up to 105 °C
- Cable entry made from a not readily flammable material on request

For conductors from 0.5 to 2.5 mm² (AWG 20-14)
Tin-plated copper
Dimensional tolerances to DIN 46228 part 4

other colour code

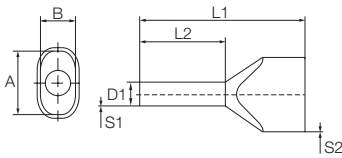
Reel of wire end ferrules



Ordering data

Type	ø mm ²	AWG	L1	L2	D1	D2	S1	S2	Stripping length	Colour	Qty.	Order No.
H0.5/14D	0.50	20	14.0	8.0	1.0	2.6	0.15	0.25	10.0	○ white	5000	9005860000
H0.75/14T	0.75	18	14.0	8.0	1.2	2.8	0.15	0.25	10.0	● light blue	5000	9005900000
H1.0/14D	1.00	17	14.0	8.0	1.4	3.0	0.15	0.25	11.0	● red	5000	9005880000
H1.5/14D	1.50	16	14.0	8.0	1.7	3.2	0.15	0.25	10.0	● black	5000	9005890000
H2.5/14T	2.50	14	14.0	8.0	2.2	4.0	0.15	0.25	11.0	● grey	3000	9005910000

Twin-wire end ferrules with plastic collar



- Polypropylene conical cable entry
- Heat-resistant up to 105 °C
- Cable entry made from a not readily flammable material on request

For conductors from 2 No. 0.5 to 2 No. 16 mm² (2 No. AWG 20 to 2 No. AWG 6)
Tin-plated copper
Dimensional tolerances to DIN 46228 part 4

Weidmüller colour code

packed loose



Ordering data

Type	ø mm ²	AWG	L1	L2	D1	S1	S2	A	B	Stripping length	Colour	Qty.	Order No.
H0.5/14	0.50	20	14.0	8.0	1.4	0.15	0.3	5.0	3.0	11.0	● orange	500	9037200000
H0.5/16	0.50	20	16.0	10.0	1.4	0.15	0.3	5.0	3.0	13.0	● orange	500	9037210000
H0.5/18	0.50	20	18.0	12.0	1.4	0.15	0.3	5.0	3.0	15.0	● orange	500	9037220000
H0.75/14	0.75	18	14.0	8.0	1.7	0.15	0.3	5.5	3.0	11.0	○ white	500	9037230000
H0.75/16	0.75	18	16.0	10.0	1.7	0.15	0.3	5.5	3.0	13.0	○ white	500	9037240000
H0.75/19S	0.75	18	19.0	12.0	1.4	0.15	0.3	5.5	3.0	21.0	○ white	500	9202820000
H0.75/24	0.75	18	24.0	18.0	1.7	0.15	0.3	5.5	3.0	21.0	○ white	500	9037250000
H1.0/15	1.00	17	15.0	8.0	2.0	0.15	0.3	5.8	3.2	12.0	● yellow	500	9037260000
H1.0/15S	1.00	17	16.0	8.0	2.2	0.15	0.3	5.8	3.2	12.0	● yellow	500	9018690000
H1.0/19	1.00	17	19.0	12.0	2.0	0.15	0.3	5.8	3.2	16.0	● yellow	500	9037270000
H1.0/25	1.00	17	25.0	18.0	2.0	0.15	0.3	5.8	3.2	22.0	● yellow	500	9037280000
H1.5/16	1.50	16	16.0	8.2	2.2	0.15	0.3	6.5	3.6	11.0	● red	500	9037290000
H1.5/20	1.50	16	20.0	12.0	2.2	0.15	0.3	6.5	3.6	15.0	● red	500	9037300000
H1.5/26	1.50	16	26.0	18.0	2.2	0.15	0.3	6.5	3.6	21.0	● red	100	9037310000
H2.5/19D	2.50	14	19.0	10.0	2.8	0.15	0.4	8.0	4.5	13.0	● blue	500	9037500000
H2.5/21D	2.50	14	21.0	12.0	2.8	0.15	0.4	8.0	4.5	15.0	● blue	100	9037510000
H2.5/27D	2.50	14	27.0	18.0	2.8	0.15	0.4	8.0	4.5	21.0	● blue	100	9037520000
H4.0/22D	4.00	12	22.0	12.0	3.5	0.2	0.5	9.0	5.2	15.0	● grey	100	9037530000
H4.0/28D	4.00	12	28.0	18.0	3.5	0.2	0.5	9.0	5.2	21.0	● grey	100	9037540000
H6.0/23	6.00	10	23.0	12.0	4.5	0.2	0.5	11.4	6.2	20.0	● black	100	9037320000
H6.0/29	6.00	10	29.0	18.0	4.5	0.2	0.5	11.4	6.2	24.0	● black	100	9037330000
H10.0/24S	10.00	7	24.0	12.0	6.5	0.2	0.5	13.4	7.6	17.0	● ivory	100	9018860000
H10.0/24	10.00	7	24.0	12.0	5.8	0.2	0.5	13.4	7.6	17.0	● ivory	100	9037340000
H10.0/30	10.00	7	30.0	18.0	5.8	0.2	0.5	13.4	7.6	23.0	● ivory	100	9037350000
H10.0/30S	10.00	7	30.0	18.0	6.5	0.2	0.5	13.4	7.6	23.0	● ivory	100	9018870000
H16.0/29	16.00	6	29.0	16.0	8.3	0.3	0.6	17.2	9.5	20.0	● green	50	9037360000
H16.0/38	16.00	6	38.0	25.0	8.3	0.3	0.6	17.2	9.5	29.0	● green	50	9037370000

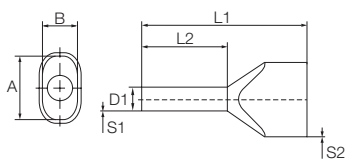
Weidmüller colour code

in multipack bag



Ordering data

Type	ø mm ²	AWG	L1	L2	D1	S1	S2	A	B	Stripping length	Colour	Qty.	Order No.
H0.5/14	0.50	20	14.0	8.0	1.4	0.15	0.3	5.0	3.0	11.0	● orange	500	9004440000
H0.75/14	0.75	18	14.0	8.0	1.7	0.15	0.3	5.5	3.0	11.0	○ white	500	9018510000
H0.75/16	0.75	18	16.0	10.0	1.7	0.15	0.3	5.5	3.0	13.0	○ white	500	9004900000
H1.0/15	1.00	17	15.0	8.0	2.0	0.15	0.3	5.8	3.2	12.0	● yellow	500	9018530000
H1.0/15S	1.00	17	16.0	8.0	2.2	0.15	0.3	5.8	3.2	12.0	● yellow	500	9018650000
H1.0/19	1.00	17	19.0	12.0	2.0	0.15	0.3	5.8	3.2	16.0	● yellow	500	9004910000
H1.5/16	1.50	16	16.0	8.2	2.2	0.15	0.3	6.5	3.6	11.0	● red	500	9004410000
H1.5/20	1.50	16	20.0	12.0	2.2	0.15	0.3	6.5	3.6	15.0	● red	500	9004920000
H2.5/19D	2.50	14	19.0	10.0	2.8	0.15	0.4	8.0	4.5	13.0	● blue	250	9004430000
H2.5/21D	2.50	14	21.0	12.0	2.8	0.15	0.4	8.0	4.5	15.0	● blue	250	9004740000
H4.0/22D	4.00	12	22.0	12.0	3.5	0.2	0.5	9.0	5.2	15.0	● grey	100	9004730000
H6.0/23	6.00	10	23.0	12.0	4.5	0.2	0.5	11.4	6.2	20.0	● black	100	9004930000
H10.0/24	10.00	7	24.0	12.0	5.8	0.2	0.5	13.4	7.6	17.0	● ivory	100	9004940000



- Polypropylene conical cable entry
- Heat-resistant up to 105 °C
- Cable entry made from a not readily flammable material on request

For conductors from 2 No. 0.5 to 2 No. 16 mm² (2 No. AWG 20 to 2 No. AWG 6)
 Tin-plated copper
 Dimensional tolerances to DIN 46228 part 4

DIN colour code

packed loose



Ordering data

Type	ø mm ²	AWG	L1	L2	D1	S1	S2	A	B	Stripping length	Colour	Qty.	Order No.
H0.5/14D	0.50	20	14.0	8.0	1.4	0.15	0.3	5.0	3.0	11.0	○ white	500	9037380000
H0.5/16D	0.50	20	16.0	10.0	1.4	0.15	0.3	5.0	3.0	13.0	○ white	500	9037390000
H0.5/18D	0.50	20	18.0	12.0	1.4	0.15	0.3	5.0	3.0	15.0	○ white	500	9037400000
H0.75/14D	0.75	18	14.0	8.0	1.7	0.15	0.3	5.5	3.0	11.0	● grey	500	9037410000
H0.75/16D	0.75	18	16.0	10.0	1.7	0.15	0.3	5.5	3.0	13.0	● grey	500	9037420000
H0.75/19DS	0.75	18	19.0	12.0	1.4	0.15	0.3	5.5	3.0	21.0	● grey	500	9202830000
H0.75/24D	0.75	18	24.0	18.0	1.7	0.15	0.3	5.5	3.0	21.0	● grey	500	9037430000
H1.0/15D	1.00	17	15.0	8.0	2.0	0.15	0.3	5.8	3.2	12.0	● red	500	9037440000
H1.0/19D	1.00	17	19.0	12.0	2.0	0.15	0.3	5.8	3.2	16.0	● red	500	9037450000
H1.0/25D	1.00	17	25.0	18.0	2.0	0.15	0.3	5.8	3.2	22.0	● red	500	9037460000
H1.5/16D	1.50	16	16.0	8.0	2.2	0.15	0.3	6.5	3.6	11.0	● black	500	9037470000
H1.5/20D	1.50	16	20.0	12.0	2.2	0.15	0.3	6.5	3.6	15.0	● black	500	9037480000
H1.5/26D	1.50	16	26.0	18.0	2.2	0.15	0.3	6.5	3.6	21.0	● black	100	9037490000
H2.5/19D	2.50	14	19.0	10.0	2.8	0.15	0.4	8.0	4.5	13.0	● blue	500	9037500000
H2.5/21D	2.50	14	21.0	12.0	2.8	0.15	0.4	8.0	4.5	15.0	● blue	100	9037510000
H2.5/27D	2.50	14	27.0	18.0	2.8	0.15	0.4	8.0	4.5	21.0	● blue	100	9037520000
H4.0/22D	4.00	12	22.0	12.0	3.5	0.2	0.5	9.0	5.2	15.0	● grey	100	9037530000
H4.0/28D	4.00	12	28.0	18.0	3.5	0.2	0.5	9.0	5.2	21.0	● grey	100	9037540000
H6.0/23D	6.00	10	23.0	12.0	4.5	0.2	0.5	11.4	6.2	20.0	● yellow	100	9037550000
H6.0/29D	6.00	10	29.0	18.0	4.5	0.2	0.5	11.4	6.2	24.0	● yellow	100	9037560000
H10.0/24DS	10.00	7	24.0	12.0	6.5	0.2	0.5	13.4	7.6	17.0	● red	100	9018880000
H10.0/24D	10.00	7	24.0	12.0	5.8	0.2	0.5	13.4	7.6	17.0	● red	100	9037570000
H10.0/30D	10.00	7	30.0	18.0	5.8	0.2	0.5	13.4	7.6	23.0	● red	100	9037580000
H10.0/30DS	10.00	7	30.0	18.0	6.5	0.2	0.5	13.4	7.6	23.0	● red	100	9018890000
H16.0/29D	16.00	6	29.0	16.0	8.3	0.3	0.6	17.2	9.5	20.0	● blue	50	9037590000
H16.0/38D	16.00	6	38.0	25.0	8.3	0.3	0.6	17.2	9.5	29.0	● blue	50	9037600000

DIN colour code

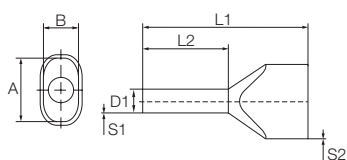
in multipack bag



Ordering data

Type	ø mm ²	AWG	L1	L2	D1	S1	S2	A	B	Stripping length	Colour	Qty.	Order No.
H0.5/14D	0.50	20	14.0	8.0	1.4	0.15	0.3	5.0	3.0	11.0	○ white	500	9004780000
H0.75/14D	0.75	18	14.0	8.0	1.7	0.15	0.3	5.5	3.0	11.0	● grey	500	9018520000
H0.75/16D	0.75	18	16.0	10.0	1.7	0.15	0.3	5.5	3.0	13.0	● grey	500	9004770000
H1.0/15D	1.00	17	16.0	8.0	2.0	0.15	0.3	5.8	3.2	12.0	● red	500	9018540000
H1.0/19D	1.00	17	19.0	12.0	2.0	0.15	0.3	5.8	3.2	16.0	● red	500	9004760000
H1.5/16D	1.50	16	16.0	8.0	2.2	0.15	0.3	6.5	3.6	11.0	● black	500	9004420000
H1.5/20D	1.50	16	20.0	12.0	2.2	0.15	0.3	6.5	3.6	15.0	● black	500	9004750000
H2.5/19D	2.50	14	19.0	10.0	2.8	0.15	0.4	8.0	4.5	13.0	● blue	250	9004430000
H2.5/21D	2.50	14	21.0	12.0	2.8	0.15	0.4	8.0	4.5	15.0	● blue	250	9004740000
H4.0/22D	4.00	12	22.0	12.0	3.5	0.2	0.5	9.0	5.2	15.0	● grey	100	9004730000
H6.0/23D	6.00	10	23.0	12.0	4.5	0.2	0.5	11.4	6.2	20.0	● yellow	100	9004720000
H10.0/26D	10.00	7	24.0	12.0	5.8	0.2	0.5	13.4	7.6	17.0	● red	100	9004710000

Twin-wire end ferrules with plastic collar



- Polypropylene conical cable entry
- Heat-resistant up to 105 °C
- Cable entry made from a not readily flammable material on request

For conductors from 2 No. 0.5 to 2 No. 16 mm² (2 No. AWG 20 to 2 No. AWG 6)
Tin-plated copper
Dimensional tolerances to DIN 46228 part 4

other colour code

packed loose



Ordering data

Type	ø mm ²	AWG	L1	L2	D1	S1	S2	A	B	Stripping length	Colour	Qty.	Order No.
H0.5/14	0.50	20	14.0	8.0	1.4	0.15	0.3	5.0	3.0	11.0	● orange	500	9037200000
H0.5/16	0.50	20	16.0	10.0	1.4	0.15	0.3	5.0	3.0	13.0	● orange	500	9037210000
H0.5/18	0.50	20	18.0	12.0	1.4	0.15	0.3	5.0	3.0	15.0	● orange	500	9037220000
H0.75/14T	0.75	18	14.0	8.0	1.7	0.15	0.3	5.5	3.0	11.0	● light blue	500	9037610000
H0.75/16T	0.75	18	16.0	10.0	1.7	0.15	0.3	5.5	3.0	13.0	● light blue	500	9037620000
H0.75/19TS	0.75	18	19.0	12.0	1.4	0.15	0.3	5.5	3.0	21.0	● light blue	500	9202840000
H0.75/24T	0.75	18	24.0	18.0	1.7	0.15	0.3	5.5	3.0	21.0	● light blue	500	9037630000
H1.0/15D	1.00	17	15.0	8.0	2.0	0.15	0.3	5.8	3.2	12.0	● red	500	9037440000
H1.0/19D	1.00	17	19.0	12.0	2.0	0.15	0.3	5.8	3.2	16.0	● red	500	9037450000
H1.0/25D	1.00	17	25.0	18.0	2.0	0.15	0.3	5.8	3.2	22.0	● red	500	9037460000
H1.5/16D	1.50	16	16.0	8.0	2.2	0.15	0.3	6.5	3.6	11.0	● black	500	9037470000
H1.5/20D	1.50	16	20.0	12.0	2.2	0.15	0.3	6.5	3.6	15.0	● black	500	9037480000
H1.5/26D	1.50	16	26.0	18.0	2.2	0.15	0.3	6.5	3.6	21.0	● black	100	9037490000
H2.5/19T	2.50	14	19.0	10.0	2.8	0.15	0.4	8.0	4.5	13.0	● grey	500	9037640000
H2.5/21T	2.50	14	21.0	12.0	2.8	0.15	0.4	8.0	4.5	15.0	● grey	100	9037650000
H2.5/27T	2.50	14	27.0	18.0	2.8	0.15	0.4	8.0	4.5	21.0	● grey	100	9037660000
H4.0/22T	4.00	12	22.0	12.0	3.5	0.2	0.5	9.0	5.2	15.0	● orange	100	9037670000
H4.0/28T	4.00	12	28.0	18.0	3.5	0.2	0.5	9.0	5.2	21.0	● orange	100	9037680000
H6.0/23T	6.00	10	23.0	12.0	4.5	0.2	0.5	11.4	6.2	20.0	● green	100	9037690000
H6.0/29T	6.00	10	29.0	18.0	4.5	0.2	0.5	11.4	6.2	24.0	● green	100	9037700000
H10.0/24T	10.00	7	24.0	12.0	5.8	0.2	0.5	13.4	7.6	17.0	● brown	100	9037710000
H10.0/30T	10.00	7	30.0	18.0	5.8	0.2	0.5	13.4	7.6	23.0	● brown	100	9037720000
H16.0/29T	16.00	6	29.0	16.0	8.3	0.3	0.6	17.2	9.5	20.0	○ white	50	9037730000
H16.0/38T	16.00	6	38.0	25.0	8.3	0.3	0.6	17.2	9.5	29.0	○ white	50	9037740000

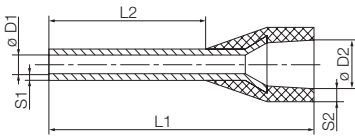
other colour code

in multipack bag



Ordering data

Type	ø mm ²	AWG	L1	L2	D1	S1	S2	A	B	Stripping length	Colour	Qty.	Order No.
H0.75/16T	0.75	18	16.0	10.0	1.7	0.15	0.3	5.5	3.0	13.0	● light blue	500	9005140000
H1.0/15D	1.00	17	16.0	8.0	2.0	0.15	0.3	5.8	3.2	12.0	● red	500	9018540000
H1.0/19D	1.00	17	19.0	12.0	2.0	0.15	0.3	5.8	3.2	16.0	● red	500	9004760000
H1.5/16D	1.50	16	16.0	8.0	2.2	0.15	0.3	6.5	3.6	11.0	● black	500	9004420000
H1.5/20D	1.50	16	20.0	12.0	2.2	0.15	0.3	6.5	3.6	15.0	● black	500	9004750000
H2.5/19T	2.50	14	19.0	10.0	2.8	0.15	0.4	8.0	4.5	13.0	● grey	250	9018580000
H2.5/21	2.50	14	21.0	12.0	2.8	0.15	0.4	8.0	4.5	15.0	● grey	250	9005150000
H4.0/22T	4.00	12	22.0	12.0	3.5	0.2	0.5	9.0	5.2	15.0	● orange	100	9018590000
H6.0/23T	6.00	10	23.0	12.0	4.5	0.2	0.5	11.4	6.2	20.0	● green	100	9005160000
H10.0/26T	10.00	7	24.0	12.0	5.8	0.2	0.5	13.4	7.6	17.0	● brown	100	9005170000



- Polypropylene conical cable entry
- Heat-resistant up to 105 °C
- Cable entry made from a not readily flammable material on request

For conductors from 1.5 to 16 mm² (AWG 16-6)
 Tin-plated copper
 Dimensional tolerances to DIN 46228 part 4

Weidmüller colour code

packed loose



Ordering data

Type	ø mm ²	AWG	L1	L2	D1	D2	S1	S2	Stripping length	Colour	Qty.	Order No.
H1.5/17.5 XS	1.50	16	17.5	8.0	1.8	6.8	0.15	0.3	20.0	● black	100	9202870000
H2.5/17.5 XS	2.50	14	17.5	8.0	2.3	7.6	0.15	0.3	20.0	● blue	100	9202880000

Weidmüller colour code

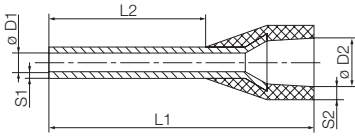
in multipack bag



Ordering data

Type	ø mm ²	AWG	L1	L2	D1	D2	S1	S2	Stripping length	Colour	Qty.	Order No.
H1.5/17.5X	1.50	16	17.5	8.0	1.8	6.8	0.15	0.3	13.0	● black	100	9006590000
H1.5/19.5X	1.50	16	19.5	10.0	1.8	6.8	0.15	0.3	15.0	● black	100	9006630000
H2.5/17.5X	2.50	14	17.5	8.0	2.3	7.6	0.15	0.3	14.0	● blue	100	9006670000
H2.5/21.5X	2.50	14	21.5	12.0	2.3	7.6	0.15	0.3	17.0	● blue	100	9006710000
H4.0/19.5X	4.00	12	19.5	10.0	2.9	7.8	0.2	0.3	14.0	● grey	100	9006750000
H6.0/23.0X	6.00	10	23.0	12.0	3.6	8.1	0.2	0.3	17.0	● yellow	100	9006790000
H10.0/24.0X	10.00	7	24.0	12.0	4.6	9.6	0.2	0.3	17.0	● red	100	9006830000
H16.0/25.5X	16.00	6	25.5	12.0	6.0	11.9	0.2	0.3	26.0	● blue	100	9006870000

Wire end ferrules with plastic collar, special sizes



- Polypropylene conical cable entry
- Heat-resistant up to 105 °C
- Cable entry made from a not readily flammable material on request

For conductors from 0.5 to 2.5 mm² (AWG 20-14)
Tin-plated copper
Dimensional tolerances to DIN 46228 part 4

Weidmüller colour code

packed loose



Ordering data

Type	ø mm ²	AWG	L1	L2	D1	D2	S1	S2	Stripping length	Colour	Qty.	Order No.
H0.34/11S	0.34	22	11.0	6.0	0.8	2.6	0.15	0.40	6.0	● turquoise	500	9204090000
H0.5/14S	0.50	20	14.0	8.0	1.0	2.9	0.15	0.25	10.0	● orange	500	9004560000
H0.5/14DS	0.50	20	14.0	8.0	1.0	2.9	0.15	0.25	10.0	○ white	500	9004590000
H0.5/16DS	0.50	20	16.0	10.0	1.0	2.9	0.15	0.25	12.0	○ white	500	9202910000
H0.5/16S	0.50	20	16.0	10.0	1.0	2.9	0.15	0.25	12.0	● orange	500	9202900000
H0.75/14S	0.75	18	14.0	8.0	1.2	3.4	0.15	0.25	10.0	○ white	500	9025960000
H0.75/14DS	0.75	18	14.0	8.0	1.2	3.4	0.15	0.25	10.0	○ white	500	9028580000
H0.75/14TS	0.75	18	14.0	8.0	1.2	3.4	0.15	0.25	10.0	● light blue	500	9018550000
H0.75/15S	0.75	18	15.0	9.0	1.2	2.8	0.15	0.25	10.0	○ white	500	9204240000
H1.0/14S	1.00	17	14.0	8.0	1.4	3.5	0.15	0.25	10.0	● yellow	500	9025970000
H1.0/14DS	1.00	17	14.0	8.0	1.4	3.5	0.15	0.25	10.0	● red	500	9018560000
H1.5/12S	1.50	16	12.0	6.0	1.7	3.5	0.15	0.25	8.0	● red	500	9025690000
H1.5/14S	1.50	16	14.0	8.0	1.7	3.9	0.15	0.25	10.0	● red	500	9025980000
H1.5/14DS	1.50	16	14.0	8.0	1.7	3.9	0.15	0.25	10.0	● black	500	9025240000
H2.5/12DS	2.50	14	12.0	6.0	2.2	4.2	0.15	0.25	8.0	● blue	500	9028490000
H2.5/12TS	2.50	14	12.0	6.0	2.2	4.2	0.15	0.25	8.0	● grey	500	9036200000
H2.5/14S	2.50	14	14.0	8.0	2.2	4.0	0.15	0.25	10.0	● blue	500	1333100000
H2.5/14TS	2.50	14	14.0	8.0	2.2	4.0	0.15	0.25	10.0	● grey	500	9426770000
H2.5/16DS	2.50	14	16.0	10.0	2.2	4.2	0.15	0.25	13.0	● blue	500	9036220000
H4.0/20D	4.00	12	20.0	12.0	2.8	4.7	0.20	0.50	15.0	● grey	500	9203630000
H10.0/22	10.00	7	22.0	12.0	4.5	7.1	0.20	0.60	15.0	● ivory	100	9203620000

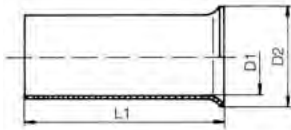
Weidmüller colour code

in multipack bag



Ordering data

Type	ø mm ²	AWG	L1	L2	D1	D2	S1	S2	Stripping length	Colour	Qty.	Order No.
H0.75/14S	0.75	18	14.0	8.0	1.2	3.4	0.15	0.25	10.0	○ white	500	9025700000
H1.0/14S	1.00	17	14.0	8.0	1.4	3.5	0.15	0.25	10.0	● yellow	500	9025710000
H1.5/14DS	1.50	16	14.0	8.0	1.7	3.9	0.15	0.25	10.0	● black	500	9028360000
H1.5/14S	1.50	16	14.0	8.0	1.7	3.9	0.15	0.25	10.0	● red	500	9025720000



For conductors 0.25-185 mm² (AWG 24-350MCM)
Material: tin-plated copper
Dimensional tolerances to DIN 46228 part 1

without plastic collar

packed loose



Ordering data

Type	ø mm ²	AWG	L1	L2	D1	D2	S1	S2	Stripping length	Colour	Qty.	Order No.
H0.25/5	0.25	24	5.0		0.8	1.6			5.0		1000	9018910000
H0.5/10	0.50	20	10.0		1.0	2.1			10.0		1000	9004050000
H0.5/6	0.50	20	6.0		1.0	2.1			6.0		1000	0282600000
H0.75/10	0.75	18	10.0		1.2	2.3			10.0		1000	0542500000
H0.75/6	0.75	18	6.0		1.2	2.3			6.0		1000	0282700000
H1.0/10	1.00	17	10.0		1.4	2.5			10.0		1000	0282800000
H1.0/6	1.00	17	6.0		1.4	2.5			6.0		1000	0372600000
H1.5/7	1.50	16	7.0		1.7	2.8			7.0		1000	0372700000
H1.5/10	1.50	16	10.0		1.7	2.8			10.0		1000	0186500000
H1.5/12	1.50	16	12.0		1.7	2.8			12.0		1000	9004060000
H1.5/18	1.50	16	18.0		1.7	2.8			18.0		1000	9004070000
H2.5/7	2.50	14	7.0		2.2	3.4			7.0		1000	0373000000
H2.5/10	2.50	14	10.0		2.2	3.4			10.0		1000	9004080000
H2.5/12	2.50	14	12.0		2.2	3.4			12.0		1000	0186100000
H2.5/18	2.50	14	18.0		2.2	3.4			18.0		1000	9004090000
H4.0/9	4.00	12	9.0		2.8	4.0			9.0		500	0373100000
H4.0/15	4.00	12	15.0		2.8	4.0			15.0		500	9004100000
H4.0/12	4.00	12	12.0		2.8	4.0			12.0		1000	0244100000
H4.0/18	4.00	12	18.0		2.8	4.0			18.0		500	9004110000
H6.0/10	6.00	10	10.0		3.5	4.7			10.0		500	9004120000
H6.0/12	6.00	10	12.0		3.5	4.7			12.0		500	0191900000
H6.0/15	6.00	10	15.0		3.5	4.7			15.0		500	0124700000
H6.0/18	6.00	10	18.0		3.5	4.7			18.0		500	9004130000
H10.0/12	10.00	7	12.0		4.5	5.8			12.0		500	0282900000
H10.0/15	10.00	7	15.0		4.5	5.8			15.0		500	0124800000
H10.0/18	10.00	7	18.0		4.5	5.8			18.0		500	0379300000
H16.0/12	16.00	6	12.0		5.8	7.5			12.0		500	0492500000
H16.0/15	16.00	6	15.0		5.8	7.5			15.0		500	0124300000
H16.0/18	16.00	6	18.0		5.8	7.5			18.0		100	0375200000
H16.0/25	16.00	6	25.0		5.8	7.5			25.0		100	9004150000
H16.0/32	16.00	6	32.0		5.8	7.5			32.0		100	9004160000
H25.0/15	25.00	3	15.0		7.3	9.5			15.0		250	0124400000
H25.0/18	25.00	3	18.0		7.3	9.5			18.0		100	0375300000
H25.0/25	25.00	3	25.0		7.3	9.5			25.0		250	9004170000
H25.0/32	25.00	3	32.0		7.3	9.5			32.0		100	9004180000
H35.0/18	35.00	2	18.0		8.3	11.0			18.0		100	0368900000
H35.0/25	35.00	2	25.0		8.3	11.0			25.0		100	9004190000
H35.0/30	35.00	2	30.0		8.3	11.0			30.0		100	9451000000
H35.0/32	35.00	2	32.0		8.3	11.0			32.0		100	9004200000
H50.0/18	50.00	1	18.0		10.3	13.0			18.0		100	9004210000
H50.0/22	50.00	1	22.0		10.3	13.0			25.0		100	9025880000
H50.0/32	50.00	1	32.0		10.3	13.0			32.0		100	9004220000
H70.0/25	70.00	2/0	25.0		12.5	15.0			25.0		50	9004230000
H70.0/32	70.00	2/0	32.0		12.5	15.0			32.0		50	9004240000
H95.0/25	95.00	3/0	25.0		14.5	17.0			25.0		50	9004250000
H95.0/32	95.00	3/0	32.0		14.5	17.0			32.0		50	9004260000
H120.0/32	120.00	4/0	32.0		17.2	19.0			32.0		25	9036240000
H150.0/32	150.00	300 MCM	32.0		19.5	21.0			32.0		25	9036250000
H185.0/32	185.00	350 MCM	32.0		21.2	23.5			32.0		25	9036260000

Assortment of wire end ferrules

0.14...0.75mm²



Box filled with wire end ferrules with plastic collar:

- in Weidmüller colour code

0.5...2.5mm²



Box filled with wire end ferrules with plastic collar:

- in Weidmüller colour code
- DIN colour code

ZH 0.5...2.5 mm²



Box filled with twin wire-end ferrules with plastic collars:

- in Weidmüller colour code

Assembly

Type	Piece
H0.75/14	30
H0.5/14	30
H0.14/10	30
H0.25/10	30
H0.34/10	30

Assembly

Type	Piece
H1.0/14	100
H1.5/14	100
H0.5/14	50
H0.75/14	100
H2.5/14	50

Assembly

Type	Piece
H0.5/15	50
H0.75/15	50
H1.0/15	50
H1.5/16	50
H2.5/18.5	25

Technical data

Diameter / Height	92 mm / 25 mm
Weight	93 g

Technical data

Diameter / Height	92 mm / 40 mm
Weight	93 g

Technical data

Diameter / Height	92 mm / 40 mm
Weight	93 g

Ordering data

Colour code	Type	Order No.
Weidmüller	H-BOX 0,14-0,75QMM	9025410000

Ordering data

Colour code	Type	Order No.
Weidmüller	H-BOX 0,5-2,5QMM	9025900000
DIN	H-BOX 0,5-2,5QMM DIN	9025430000

Ordering data

Colour code	Type	Order No.
Weidmüller	ZH-BOX 0,5-2,5QMM	9025390000

4.0...16mm²

Empty box



Box filled with wire-end ferrules with plastic collars:

- in Weidmüller colour code
- DIN colour code



Empty box for wire-end ferrules with

- 4 dividers
- 5 dividers
- 5 coloured inserts

Assembly

Type	Piece
H6.0/20	20
H10.0/22	20
H16.0/24	10
H4.0/17	50

Technical data

Diameter / Height	92 mm / 40 mm
Weight	93 g

Ordering data

Colour code	Type	Order No.
Weidmüller	H-BOX 4,0-16,0QMM	9025920000
DIN	H-BOX 4,0-16,0QMM DIN	9025400000

Technical data

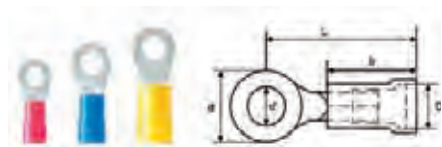
Diameter / Height	92 mm / 40 mm
Weight	

Colour code	Type	Order No.
Empty box	EMPTY BOX 4 DIVERS	9025420000
Empty box	EMPTY BOX 5 INSERTS	9025940000
Empty box	EMPTY BOX 5 DIVERS	9025680000

Insulated cable connectors, PVC, with conical cable entry



Ring cable connector



Ordering data

Type	Cross-section mm ²	Colour	Dimensions	d ¹	d	D	L	b	S1*	Qty.	Order No.
LIR 1.5M3 V	0.5 - 1.5	●	M 3	3.2	5.5	4.0	16.05	11.3	0.75	100	9200070000
LIR 1.5M3.5 V	0.5 - 1.5	●	M 3.5	3.7	5.5	4.0	16.05	11.3	0.75	100	9200080000
LIR 1.5M4 V	0.5 - 1.5	●	M 4	4.3	8.0	4.0	18.3	11.3	0.75	100	9200090000
LIR 1.5M5 V	0.5 - 1.5	●	M 5	5.3	8.0	4.0	18.3	11.3	0.75	100	9200100000
LIR 1.5M6 V	0.5 - 1.5	●	M 6	6.4	11.6	4.0	21.0	11.3	0.75	100	9200110000
LIR 1.5M8 V	0.5 - 1.5	●	M 8	8.4	11.6	4.0	21.0	11.3	0.75	100	9200120000
LIR 2.5M3 V	1.5 - 2.5	●	M 3	3.2	6.4	4.5	15.6	11.3	0.8	100	9200150000
LIR 2.5M3.5 V	1.5 - 2.5	●	M 3.5	3.7	6.4	4.5	15.6	11.3	0.8	100	9200160000
LIR 2.5M4 V	1.5 - 2.5	●	M 4	4.4	8.5	4.5	19.05	11.3	0.8	100	9200170000
LIR 2.5M5 V	1.5 - 2.5	●	M 5	5.3	8.5	4.5	19.05	11.3	0.8	100	9200180000
LIR 2.5M6 V	1.5 - 2.5	●	M 6	6.4	12.0	4.5	22.3	11.3	0.8	100	9200190000
LIR 2.5M8 V	1.5 - 2.5	●	M 8	8.4	12.0	4.5	22.3	11.3	0.8	100	9200200000
LIR 2.5M10 V	1.5 - 2.5	●	M 10	10.5	14.0	4.5	22.3	11.3	0.8	100	9200210000
LIR 6.0M4 V	4 - 6	●	M 4	4.3	9.5	6.4	22.4	14.15	1	100	9200230000
LIR 6M5 V	4 - 6	●	M 5	5.3	9.5	6.4	22.4	14.15	1	100	9200240000
LIR 6M6 V	4 - 6	●	M 6	6.4	12.0	6.4	24.65	14.15	1	100	9200250000
LIR 6M8 V	4 - 6	●	M 8	8.4	15.0	6.4	27.65	14.15	1	100	9200260000
LIR 6.0M10 V	4 - 6	●	M 10	10.5	15.0	6.4	27.65	14.15	1	100	9200270000

Fork-type cable connector

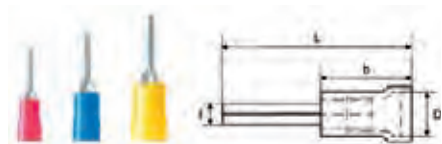


Ordering data

Type	Cross-section mm ²	Colour	Dimensions	d ¹	d	D	L	b	S1*	Qty.	Order No.
LIS 1.5M3 V	0.5 - 1.5	●	M 3	3.2	5.7	4.0	17.8	11.3	0.75	100	9200290000
LIS 1.5M3.5 V	0.5 - 1.5	●	M 3.5	3.7	6.4	4.0	17.8	11.3	0.75	100	9200300000
LIS 1.5M4 V	0.5 - 1.5	●	M 4	4.3	7.2	4.0	17.8	11.3	0.75	100	9200310000
LIS 1.5M5 V	0.5 - 1.5	●	M 5	5.3	8.1	4.0	17.8	11.3	0.75	100	9200320000
LIS 1.5M6 V	0.5 - 1.5	●	M 6	6.4	11.0	4.0	21.3	11.3	0.75	100	9200330000
LIS 2.5M3 V	1.5 - 2.5	●	M 3	3.2	5.7	4.5	17.8	11.3	0.8	100	9200350000
LIS 2.5M3.5 V	1.5 - 2.5	●	M 3.5	3.7	6.4	4.5	17.8	11.3	0.8	100	9200360000
LIS 2.5M4 V	1.5 - 2.5	●	M 4	4.3	7.2	4.5	17.8	11.3	0.8	100	9200370000
LIS 2.5M5 V	1.5 - 2.5	●	M 5	5.3	8.1	4.5	17.8	11.3	0.8	100	9200380000
LIS 2.5M6 V	1.5 - 2.5	●	M 6	6.4	11.0	4.5	21.3	11.3	0.8	100	9200390000
LIS 6.0M4 V	4 - 6	●	M 4	4.3	9.0	6.4	21.35	14.15	1	100	9200410000
LIS 6.0M5 V	4 - 6	●	M 5	5.3	9.0	6.4	21.35	14.15	1	100	9200420000
LIS 6.0M6 V	4 - 6	●	M 6	6.4	12.0	6.4	25.15	14.15	1	100	9200430000
LIS 6.0M8 V	4 - 6	●	M 8	8.4	14	6.5	34	13.15	1	100	9200440000
LIS 6.0M10 V	4 - 6	●	M 10	10.5	18	6.5	34.7	13.15	1	100	9200450000

S1* = Connection density

Pin-type cable connector

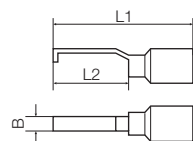


Ordering data

Type	Cross-section mm ²	Colour	Dimensions	D	L	b	f	Qty.	Order No.
LIP 1.5R12 V	0.5 - 1.5	●	12.0	4	23.3	11.3	1.9	100	9200460000
LIP 2.5R12 V	1.5 - 2.5	●	12.0	4.5	23.3	11.3	1.9	100	9200470000
LIP 6.0R14 V	4 - 6	●	14.0	6.4	28.15	14.5	2.7	100	9200480000

Hook-type cable connector

to ESI 50-18 part 2



Ordering data

Type	Cross-section mm ²	Colour	L1	L2	B	Qty.	Order No.
HB 1-17	0.25 - 1.5	●	27.2	16.75	4.6	100	9036290000
HB 1-13	1.0 - 2.5	●	27.2	16.75	3.0	100	9036300000



Butt connector

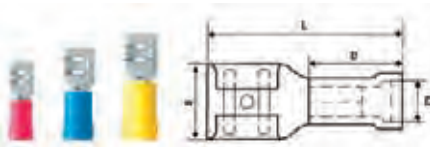


Ordering data

Type	Cross-section mm ²	Colour	Dimensions	D	L	Qty.	Order No.
LIB 1.5B25 VF	0.5 - 1.5	●	24.5	3.8	26	100	9200490000
LIB 2.5B25 VF	1.5 - 2.5	●	24.5	4.3	26	100	9200500000
LIB 6.0B26 VF	4 - 6	●	26.0	6	26	100	9200510000

Flat blade receptacles

with copper sleeve



Ordering data

Type	Cross-section mm ²	Colour	Dimensions	d2*	d3*	D	L	b	w	Qty.	Order No.
LIF 1.5F288 R	0.5 - 1.5	●	2.8 x 0.8 mm	2.8	0.8	4.0	18.7	10.0	3.8	100	9200520000
LIF 1.5F488 R	0.5 - 1.5	●	4.8 x 0.8 mm	4.8	0.8	4.0	19.2	10.0	5.7	100	9200530000
LIF 1.5F638 R	0.5 - 1.5	●	6.3 x 0.8 mm	6.3	0.8	4.0	20.8	10.0	7.4	100	9200540000
LIF 2.5F488 R	1.5 - 2.5	●	4.8 x 0.8 mm	4.8	0.8	5.0	19.2	10.0	5.7	100	9200550000
LIF 2.5F638 R	1.5 - 2.5	●	6.3 x 0.8 mm	6.3	0.8	5.0	20.8	10.0	7.4	100	9200560000
LIF 6.0F638 R	4 - 6	●	6.3 x 0.8 mm	4.8	0.8	6.8	23.8	13.0	7.4	100	9200570000

Flat blade connector

with copper sleeve



Ordering data

Type	Cross-section mm ²	Colour	Dimensions	d2*	d3*	D	L	b	w	Qty.	Order No.
LIF 1.5M638 R	0.5 - 1.5	●	6.3 x 0.8 mm	6.3	0.8	4.0	20.8	10.0	6.3	100	9200580000
LIF 2.5M638 R	1.5 - 2.5	●	6.3 x 0.8 mm	6.3	0.8	5.0	20.8	10.0	6.3	100	9200590000
LIF 6.0M638 R	4 - 6	●	6.3 x 0.8 mm	6.3	0.8	6.8	23.8	13.0	6.3	100	9200600000

Flat blade receptacles, piggy-back

with copper sleeve



Ordering data

Type	Cross-section mm ²	Colour	Dimensions	d2*	d3*	D	L	b	w	Qty.	Order No.
LIF 1.5T638 R	0.5 - 1.5	●	6.3 x 0.8 mm	6.3	0.8	4.0	20.8	10.0	7.4	100	9200610000
LIF 2.5T638 R	1.5 - 2.5	●	6.3 x 0.8 mm	6.3	0.8	5.8	20.8	10.0	7.4	100	9200620000
LIF 6.0T638 R	4 - 6	●	6.3 x 0.8 mm	6.3	0.8	6.8	23.8	13.0	7.4	100	9200630000

Flat blade receptacles, full insulation

with copper sleeve



Ordering data

Type	Cross-section mm ²	Colour	Dimensions	d2*	d3*	D	L	b	w	Qty.	Order No.
LIF 1.5F638 RF	0.5 - 1.5	●	6.3 x 0.8 mm	6.3	0.8	4.0	22.0	10.5	7.4	100	9200640000
LIF 2.5F638 RF	1.5 - 2.5	●	6.3 x 0.8 mm	6.3	0.8	5.0	22.0	10.5	7.4	100	9200650000
LIF 6.0F638 RF	4 - 6	●	6.3 x 0.8 mm	6.3	0.8	6.8	24.5	13.0	5.7	100	9200660000

d2* = Plug-in width
d3* = Plug-in density

Insulated cable connectors, PVC, with conical cable entry



Round plug

with copper sleeve



Ordering data

Type	Cross-section mm ²	Colour	Dimensions	d	D	L	b	Qty.	Order No.
LID 1.5M4 R	0,5 - 1,5	●	∅ 4 mm	4.0	4.0	20,8	10,0	100	9200670000
LID 2.5M5 R	1,5 - 2,5	●	∅ 5 mm	5.0	5.0	20,8	10,0	100	9200680000
LID 6.0M5 R	4 - 6	●	∅ 5 mm	5.0	5.8	23,8	13,0	100	9200690000

Sockets for round plugs

with copper sleeve



Ordering data

Type	Cross-section mm ²	Colour	Dimensions	d	D	L	b	Qty.	Order No.
LID 1.5F4 RF	0,5 - 1,5	●	∅ 4 mm	4.0	4.0	23,0	10,5	100	9200700000
LID 2.5F5 RF	1,5 - 2,5	●	∅ 5 mm	5.0	5.0	23,0	11,5	100	9200710000
LID 6.0F5 RF	4 - 6	●	∅ 5 mm	5.0	5.0	24,0	13,8	100	9200720000

Index

Index	Index Type / Index Order No.	X.2
	Addresses worldwide	X.8

Type	Order No.	Page	Type	Order No.	Page	Type	Order No.	Page	Type	Order No.	Page
1-9			CROSS-KEY MASTER	9918150000	F.22	EINSATZ MTR110 25+50WM	9018420000	D.27	GESENK MTR35 25DIN	9017710000	D.27
			CROSS-KEY UNIVERSAL	9918130000	F.22	EINSATZ MTR110 35+70	9018460000	D.27	GESENK MTR35 35AE	9017750000	D.27
1/4" Handgriff	4294820000	F.13	CROSS-KEY UNIVERSAL S	9918140000	F.22	EINSATZ MTR110 70AE	9023360000	D.27	GESENK MTR35 35DIN	9017720000	D.27
A			CST	9030500000	C.12	EINSATZ MTR110 70DIN	9018640000	D.27	GESENK MTR35 50	9017540000	D.27
AIE M-SPX 0.25-1.5 S	9204550000	C.9	CST VARIO	9005700000	C.13	EINSATZ MTR110 70HEX	9018820000	D.27	GESENK MTR35 6DIN	9017680000	D.27
AIE M-SPX 1.5-6.0 S	9204570000	C.9	CTF 63	9202860000	D.14	EINSATZ MTR110 95	9018470000	D.27			
AIE multi-spx 0.75-4*SL	9203730000	C.9	CTF 63	9202860000	D.5	EINSATZ MTR110 95AE	9023370000	D.27	H		
AIE multi-stripax 16 SL	9202270000	C.9	CTI 6	9006120000	D.15	EINSATZ MTR110 95HEX	9018130000	D.27	H 0,5/16 S OR	9202900000	J.14
AIE multi-stripax 6-16	9202260000	C.9	CTI 6	9006120000	D.5	EINSATZ MTR110 95WM	9018430000	D.27	H 0,34/11 S TUERKIS	9204090000	J.14
AIE multi-stripax ASI	9202300000	C.9	CTI 6 G	9006120000	J.3	EINSATZ MTR35 10 ISOL	9017990000	D.27	H 10,0/22 S EB	9203620000	J.14
AIE multi-stripax AWG	9202280000	C.9	CTI 6 G	9202850000	D.15	EINSATZ MTR35 10HEX	9017560000	D.27	H 4,0/20 DS GR	9203630000	J.14
AKKU DMS 3	9007450000	C.9	CTI 6 G	9202850000	D.5	EINSATZ MTR35 10WM	9017620000	D.27	H 10,14/10 GR SV	9005180000	J.4
AM 12	9030060000	C.10	CTI 6 G	9202850000	J.3	EINSATZ MTR35 16 ISOL	9018000000	D.27	H 0,14/10T BR SV	9028250000	J.8
AM 16	9204190000	C.11	CTN CM 1.6/2.5	9205430000	D.18	EINSATZ MTR35 16HEX	9017570000	D.27	H 0,14/12 GR SV	9028240000	J.4
AM 25	9001540000	C.10	CTN CM 3.6	9205440000	D.4	EINSATZ MTR35 25 ISOL	9018010000	D.27	H 0,25/10 HBL	9025740000	J.4
AM 35	9001080000	C.10	CTN CM 3.6	9205440000	D.4	EINSATZ MTR35 25ALUHEX	9017600000	D.27	H 0,25/10 HBL SV	9026050000	J.4
AM LWL/POF	9020360000	D.31	CTN 25 D4	9006220000	D.17	EINSATZ MTR35 25HEX	9017580000	D.27	H 0,25/10T GE	9021010000	J.8
AMF 6/10	9204180000	C.11	CTN 25 D4	9006220000	D.5	EINSATZ MTR35 25WM	9017640000	D.27	H 0,25/10T GE SV	9021210000	J.8
			CTN 25 D5	9006230000	D.17	EINSATZ MTR35 35ALUHEX	9017610000	D.27	H 0,25/12 HBL	9025760000	J.4
			CTN 25 D5	9006230000	D.5	EINSATZ MTR35 35HEX	9017590000	D.27	H 0,25/12 HBL SV	9025780000	J.4
			CTX 500	9006320000	D.22	EINSATZ MTR35 35WM	9017650000	D.27	H 0,25/12T GE	9021020000	J.8
			CTX 500	9006320000	D.5	EINSATZ MTR35 50HEX	9017760000	D.27	H 0,25/12T GE SV	9021220000	J.8
			CTX 501	9006370000	D.22	EINSATZ MTR35 50WM	9017660000	D.27	H 0,25/5	9018910000	J.15
			CTX 501	9006370000	D.5	EINSATZ MTR35 6HEX	9017550000	D.27	H 0,34/10 TK	9025750000	J.4
			CTX 502	9006380000	D.22	EINSATZ MTR35 6WM	9017770000	D.27	H 0,34/10 TK SV	9026030000	J.4
			CTX 502	9006380000	D.5	EINSATZ MTR35 6WM	9017770000	D.27	H 0,34/12 TK	9025770000	J.4
			CTX CM 1.6/2.5	9018490000	D.18	EINSATZPHX120QMM	9021430000	D.28	H 0,34/12 TK BD GSP	9004390000	J.5
			CTX CM 1.6/2.5	9018490000	D.4	EINSATZPHX120QMM	9022300000	D.28	H 0,34/12 TK SV	9025790000	J.4
			CTX CM 3.6	9018480000	D.18	EINSATZPHX150QMM	9022310000	D.28	H 0,5/10	9004050000	J.15
			CTX CM 3.6	9018480000	D.4	EINSATZPHX160QMM	9021440000	D.28	H 0,5/12	9028260000	J.4
			CUTFIX 8	9023100000	I.3	EINSATZPHX185QMM	9022320000	D.28	H 0,5/12 OR	0409500000	J.4
						EINSATZPHX240QMM	9022330000	D.28	H 0,5/12 W	9019000000	J.6
						EINSATZPHX250QMM	9021450000	D.28	H 0,5/12W OR	9019000000	J.6
						EINSATZPHX300QMM	9022340000	D.28	H 0,5/14	9019000000	J.8
						EINSATZPHX350QMM	9021460000	D.28	H 0,5/14	9037200000	J.10
						EINSATZPHX50QMM	9021470000	D.28	H 0,5/14	9004440000	J.10
						EINSATZPHX70QMM	9021480000	D.28	H 0,5/14	9037200000	J.12
						EINSATZPHX95QMM	9022290000	D.28	H 0,5/14 OR	0690700000	J.4
						EINSATZPVM 10+25QMM	9024010000	D.28	H 0,5/14 OR BD	9004270000	J.5
						EINSATZPVM 120QMM	9025210000	D.28	H 0,5/14 OR BD GSP	9005810000	J.5
						EINSATZPVM 150QMM	9025220000	D.28	H 0,5/14 OR SV	9026060000	J.4
						EINSATZPVM 16+35QMM	9024400000	D.28	H 0,5/14	9037380000	J.11
						EINSATZPVM 185QMM	9025230000	D.28	H 0,5/14D	9004780000	J.11
						EINSATZPVM 240QMM	9028020000	D.28	H 0,5/14D W	9019010000	J.6
						EINSATZPVM 50QMM	9024410000	D.28	H 0,5/14D W	9019010000	J.8
						EINSATZPVM 70QMM	9024420000	D.28	H 0,5/14D W BD	9004280000	J.6
						EINSATZPVM 95QMM	9024430000	D.28	H 0,5/14D W BD	9004280000	J.8
						EINSATZPAAR ISO 10QMM	9016180000	D.28	H 0,5/14D W BD GSP	9005860000	J.7
						EINSATZPAAR ISO 16QMM	9016190000	D.28	H 0,5/14D W BD GSP	9005860000	J.9
						EINSATZPAAR ISO 25QMM	9016200000	D.28	H 0,5/14D W SV	9019400000	J.6
						EINSATZPAAR ISO 35QMM	9016210000	D.28	H 0,5/14D W SV	9019400000	J.8
						EINSATZPAAR ISO 50QMM	9016220000	D.28	H 0,5/14S OR	9004560000	J.14
						EINSATZPAAR ISO 70QMM	9016230000	D.28	H 0,5/14S W	9004590000	J.14
						EINSATZPAAR ISO 95QMM	9016240000	D.28	H 0,5/16	9037210000	J.10
						EINSATZPAAR ISO 120QMM	9016250000	D.28	H 0,5/16	9037210000	J.12
						EINSTRECKBLOCK CST	9005800000	C.12	H 0,5/16 DS Weiß	9202910000	J.14
						EINSTRECKBLOCK CST	9005800000	C.13	H 0,5/16 OR	9025870000	J.4
						ERAN MULTI-STRIPAX	9203100000	C.9	H 0,5/16 OR SV	9028270000	J.4
						ERME 10° SPX 4	1119030000	C.4	H 0,5/16D	9037390000	J.11
						ERME 11° PTD	9013960000	D.29	H 0,5/16D W	9019020000	J.6
						ERME 16° SPX 4	1119040000	C.4	H 0,5/16D W	9019020000	J.8
						ERME 630 PDT	9013990000	D.29	H 0,5/18	9037220000	J.10
						ERME 66 PDT	9013980000	D.29	H 0,5/18	9037220000	J.12
						ERME AM 16	9204260000	C.11	H 0,5/18D	9037400000	J.11
						ERME AMF 6/10	9204250000	C.11	H 0,5/6	0282600000	J.15
						ERME KT 45 F	9204270000	B.7	H 0,75/510	0542500000	J.15
						ERME KT 55	9204280000	B.7	H 0,75/12 W	0409600000	J.4
						ERME KT 80	9204290000	B.8	H 0,75/12 W SV	9028280000	J.4
						ERME LSA PLUS SCHERE	9014050000	D.29	H 0,75/12D GR	9019030000	J.6
						ERME LSA PLUS STANDARD	9014000000	D.29	H 0,75/12T HBL	9021030000	J.8
						ERME MULTI-STRIPAX	9203070000	C.9	H 0,75/14	9037230000	J.10
						ERSATZMESSER AM 25/35	9001530000	C.10	H 0,75/14	9018510000	J.10
						ERSATZMESSER STRIPAX PL	9050340000	D.6	H 0,75/14 W	0462900000	J.4
						ERSATZMESSERSATZ TT864	9008130000	D.25	H 0,75/14 W BD	9004290000	J.5
									H 0,75/14 W BD GSP	9005820000	J.5
									H 0,75/14 W SV	9026070000	J.4
									H 0,75/14D	9037410000	J.11
									H 0,75/14D	9018520000	J.11
									H 0,75/14D	9005870000	J.7
									H 0,75/14D GR	9019040000	J.6
									H 0,75/14D GR BD	9004300000	J.6
									H 0,75/14D GR SV	9019410000	J.6
									H 0,75/14DS	9028580000	J.14
									H 0,75/14S W	9025960000	J.14
									H 0,75/14S W SV	9025700000	J.14
									H 0,75/14T	9037610000	J.12
									H 0,75/14T BL BD GSP	9005900000	J.9
									H 0,75/14T HBL BD	9004310000	J.8
									H 0,75/14T HBL SV	9021230000	J.8
									H 0,75/14TS HBL	9018550000	J.14
									H 0,75/15S	9204240000	J.14
									H 0,75/16	9037240000	J.10
									H 0,75/16	9004900000	J.10
									H 0,75/16	9025860000	J.4
									H 0,75/16 W	9028290000	J.4
									H 0,75/16D	9037420000	J.11
									H 0,75/16D	9004770000	J.11
									H 0,75/16D GR	9019050000	J.6
									H 0,75/16T	9037620000	J.12
									H 0,75/16T	9005140000	J.12

Type	Order No.	Page	Type	Order No.	Page	Type	Order No.	Page	Type	Order No.	Page
H0,75/16T HBL	9021050000	J.8	H1,5/24 R	0565600000	J.4	H25,0/18	0375300000	J.15	HTF SUB-D	9013260000	D.22
H0,75/18 W	9025910000	J.4	H1,5/24D SW	9019150000	J.6	H25,0/25	9004170000	J.15	HTF SUB-D	9013260000	D.5
H0,75/18 W SV	9028300000	J.4	H1,5/24D SW	9019150000	J.8	H25,0/30 BR	0317000000	J.4	HTF ZRV	9014840000	D.23
H0,75/18D GR	9019060000	J.6	H1,5/24D SW SV	9004140000	J.8	H25,0/30D 16 GE	9019280000	J.6	HTF ZRV	9014840000	D.4
H0,75/18T HBL	9021060000	J.8	H1,5/26	9037310000	J.10	H25,0/30T SW	9021190000	J.8	HTG 174	9012410000	D.21
H0,75/19DS ZH GR	9022830000	J.11	H1,5/26D	9037490000	J.11	H25,0/32	9004180000	J.15	HTG 174	9012410000	D.5
H0,75/19S ZH W	9022820000	J.10	H1,5/26D	9037490000	J.12	H25,0/36 BR	0317100000	J.4	HTG 58	9012000000	D.21
H0,75/19TS ZH HBL	9022840000	J.12	H1,5/7	0372700000	J.15	H25,0/36D GE	9019300000	J.6	HTG 58	9012000000	D.5
H0,75/24	9037250000	J.10	H10,0/12	0282900000	J.15	H25,0/36T SW	9021200000	J.8	HTG 58/59	9012020000	D.21
H0,75/24D	9037430000	J.11	H10,0/15	0124800000	J.15	H35,0/18	0368900000	J.15	HTG 58/59	9012020000	D.5
H0,75/24T	9037630000	J.12	H10,0/18	0379300000	J.15	H35,0/25	9004190000	J.15	HTG 59	9012010000	D.21
H0,75/6	0282700000	J.15	H10,0/22 EB	0534200000	J.4	H35,0/30 BE	0317200000	J.4	HTG 59	9012010000	D.5
H0,75/14 HBL	9021040000	J.8	H10,0/22D R	9019240000	J.6	H35,0/30D 16 R	9019310000	J.6	HTI 15	9014400000	D.16
H1,0/10	0282800000	J.15	H10,0/22T BR	9021150000	J.8	H35,0/30S	9451000000	J.15	HTI 15	9014400000	D.5
H1,0/12 GE	0409700000	J.4	H10,0/24	9037340000	J.10	H35,0/32	9004200000	J.15	HTI 15	9014400000	J.3
H1,0/12 GE SV	9028310000	J.4	H10,0/24	9004940000	J.10	H35,0/32	9019320000	J.6	HTN 21	9014610000	D.16
H1,0/12D R	9019070000	J.6	H10,0/24,0X	9006830000	J.13	H35,0/39 BE	0317300000	J.4	HTN 21	9014610000	D.5
H1,0/12D R	9019070000	J.8	H10,0/24D	9037570000	J.11	H35,0/39D R	9019330000	J.6	HTN 21 M. AN	9014100000	D.16
H1,0/14 GE	0463000000	J.4	H10,0/24DS ZH R	9018880000	J.11	H4,0/12	0244100000	J.15	HTN 21 M. AN	9014100000	D.5
H1,0/14 GE BD	9004320000	J.5	H10,0/24T	9037710000	J.12	H4,0/15	9004100000	J.15	HTX 138	9012400000	D.21
H1,0/14 GE BD GSP	9005830000	J.5	H10,0/26D R ZH SV	9004710000	J.11	H4,0/18	9004110000	J.15	HTX 138	9012400000	D.5
H1,0/14 GE SV	9026080000	J.4	H10,0/26T ZH BR SV	9005170000	J.12	H4,0/18	9026010000	J.4	HTX 188	9011990000	D.21
H1,0/14D R	9019080000	J.6	H10,0/28 EB	0565800000	J.4	H4,0/18	9026010000	J.6	HTX 188	9011990000	D.5
H1,0/14D R	9019080000	J.8	H10,0/28D R	9019250000	J.6	H4,0/18D	9019190000	J.4	HTX LWL	9011360000	D.19
H1,0/14D R BD	9004330000	J.6	H10,0/28T BR	9021160000	J.8	H4,0/18D	9019190000	J.6	HTX LWL	9011360000	D.5
H1,0/14D R BD	9004330000	J.8	H10,0/30 ZH EB	9037350000	J.10	H4,0/18T	9021100000	J.8	HTX-HDC/POF	9010950000	D.31
H1,0/14D R BD GSP	9005880000	J.7	H10,0/30D ZH R	9037580000	J.11	H4,0/18T	9021250000	J.8			
H1,0/14D R BD GSP	9005880000	J.9	H10,0/30T ZH BR	9037720000	J.12	H4,0/19,5X GR SV	9006750000	J.13			
H1,0/14D R SV	9019420000	J.6	H10/24S ZH EB	9018860000	J.10	H4,0/20D GR	9019200000	J.4	IE-CST	9204350000	C.12
H1,0/14D R SV	9019420000	J.8	H10/30DS ZH R	9018890000	J.11	H4,0/20D GR	9019200000	J.6	IE-CT	8808420000	G.15
H1,0/14S GE	9025970000	J.14	H10/30S ZH EB	9018870000	J.10	H4,0/20T OR	9021110000	J.8	IE-CT	9205330000	D.5
H1,0/14S GE SV	9025710000	J.14	H12,0/32	9036240000	J.15	H4,0/22D ZH GR	9037530000	J.10	IE-CT-FC-GOF	9205330000	D.5
H1,0/14S R	9018560000	J.14	H12,0/50 BL	9028220000	J.4	H4,0/22D ZH GR	9037530000	J.11	IE-CT-SC-GOF	9205320000	D.5
H1,0/15 ZH GE	9037260000	J.10	H15,0/32	9036250000	J.15	H4,0/22T ZH OR	9037670000	J.12	IE-CT-SC-GOF-P	9205350000	D.5
H1,0/15 ZH GE SV	9018530000	J.10	H15,0/54 GE	9028230000	J.4	H4,0/22T ZH OR SV	9018590000	J.12	IE-CT-SC-POF	9205340000	D.5
H1,0/15D ZH R	9037440000	J.11	H16,0/12	0492500000	J.15	H4,0/26D GR	9019210000	J.4	IE-KO-HAT	1966810000	B.13
H1,0/15D ZH R	9037440000	J.12	H16,0/15	0124300000	J.15	H4,0/26D GR	9019210000	J.6	IE-KOK-V1	1966780000	B.14
H1,0/15D ZH R SV	9018540000	J.11	H16,0/18	0375200000	J.15	H4,0/26T OR	9021120000	J.8	IE-KOK-V4	1966790000	B.14
H1,0/15D ZH R SV	9018540000	J.12	H16,0/22	0565900000	J.4	H4,0/28D ZH GR	9037540000	J.10	IE-KOK-V5	9204790000	B.14
H1,0/15S ZH GE	9018690000	J.10	H16,0/22D	9019260000	J.6	H4,0/28D ZH GR	9037540000	J.11	IS 2 KG	1806630000	F.22
H1,0/15S ZH GE SV	9018650000	J.10	H16,0/22T	9021170000	J.8	H4,0/28T ZH OR	9037680000	J.12	IS 3 KG	1806650000	F.22
H1,0/16 GE	9025950000	J.4	H16,0/25	9004150000	J.15	H4,0/9	0373100000	J.15	IS 4 DIN 6911	0485100000	F.22
H1,0/16 GE SV	9028320000	J.4	H16,0/25,5X BL SV	9006870000	J.13	H4/22D ZH GR SV	9004730000	J.10	IS 4 KG	1806660000	F.22
H1,0/16D R	9019100000	J.6	H16,0/28 GN	0566000000	J.4	H4/22D ZH GR SV	9004730000	J.11	IS 4 DIN 6911	0407900000	F.22
H1,0/16D R	9019100000	J.8	H16,0/28D BL	9019270000	J.6	H50,0/18	9004210000	J.15	IS 8 DIN 6911	0235000000	F.22
H1,0/18 GE	9025930000	J.4	H16,0/28T W	9021180000	J.8	H50,0/22	9025880000	J.15			
H1,0/18 GE SV	9028340000	J.4	H16,0/29 ZH GN	9037360000	J.10	H50,0/32	9004220000	J.15			
H1,0/18D R	9019110000	J.6	H16,0/29D ZH BL	9037590000	J.11	H50,0/41D	9019350000	J.6			
H1,0/18D R	9019110000	J.8	H16,0/29T	9037730000	J.12	H50/36 OLIV	0444200000	J.4	KABELBINDERZANGE RT-1	1296000000	D.32
H1,0/19	9037270000	J.10	H16,0/32	9004160000	J.15	H50/36D BL	9019340000	J.6	KBZ 180	9046280000	E.3
H1,0/19	9004910000	J.10	H16,0/38 ZH GN	9037370000	J.10	H6,0/0/20T GN	9021130000	J.8	KBZ 180	9046290000	E.3
H1,0/19D	9037450000	J.11	H16,0/38D ZH BL	9037600000	J.11	H6,0/10	9004120000	J.15	KBZ 200	9046300000	E.3
H1,0/19D	9004760000	J.11	H16,0/38T ZH W	9037740000	J.12	H6,0/12	0191900000	J.15	KBZ 200	9046430000	E.3
H1,0/19D	9037450000	J.12	H185,0/32	9036260000	J.15	H6,0/15	0124700000	J.15	KOBBS 19X55	9205040000	B.12
H1,0/19D	9004760000	J.12	H2,5/10	9004800000	J.15	H6,0/18	9004130000	J.15	KOBBS 19X55	9205040000	B.14
H1,0/25	9037280000	J.10	H2,5/12	0186100000	J.15	H6,0/20 SW	0533500000	J.4	KOBBS 19X75	9204780000	B.12
H1,0/25D	9037460000	J.11	H2,5/12DS BL	9028490000	J.14	H6,0/20D GE	9019220000	J.6	KOBBS 19X75	9204780000	B.14
H1,0/25D	9037460000	J.12	H2,5/12TS GR	9036200000	J.14	H6,0/23	9037320000	J.10	KOBBS 9.5X50	9205030000	B.12
H1,0/6	0372600000	J.15	H2,5/14 XS	9202880000	J.13	H6,0/23	9004930000	J.10	KOBBS 9.5X50	9205030000	B.14
H1,5/10	0186500000	J.15	H2,5/14D BL BD	9004360000	J.5	H6,0/23,0X GE SV	9006790000	J.13	KOF SET ESD	9205210000	E.10
H1,5/12	9004060000	J.15	H2,5/14D BL BD	9004360000	J.6	H6,0/23D	9037550000	J.11	KOFFER CARRY LITE 55	9202000000	H.13
H1,5/12S R	9025690000	J.14	H2,5/14D BL BD GSP	9005850000	J.5	H6,0/23D	9004720000	J.11	KOFFER PSC4-01	9028860000	H.13
H1,5/14 R	0463100000	J.4	H2,5/14D BL BD GSP	9005850000	J.7	H6,0/23T	9037690000	J.12	KOFFER PSC5-01 PP	9202010000	H.13
H1,5/14 R BD	9004340000	J.5	H2,5/14S BL	1333100000	J.14	H6,0/23T	9005160000	J.12	KOFFER PSC80 PC	9202330000	H.13
H1,5/14 R BD GSP	9005840000	J.5	H2,5/14T GR BD	9004370000	J.8	H6,0/26 SW	0565700000	J.4	KOHS 19	9205010000	B.12
H1,5/14 R SV	9026090000	J.4	H2,5/14T GR BD GSP	9005910000	J.9	H6,0/26D GE	9019230000	J.6	KOHS 19	9205010000	B.13
H1,5/14 XS	9022870000	J.13	H2,5/14TS GR	9426770000	J.14	H6,0/29 ZH SW	9037330000	J.10	KOHS 9.5+19	9205000000	B.12
H1,5/14D SW	9019120000	J.6	H2,5/15	9026100000	J.4	H6,0/29D ZH GE	9037560000	J.11	KOHS 9.5+19	9205000000	B.13
H1,5/14D SW	9019120000	J.8	H2,5/15	9026100000	J.6	H6,0/29T ZH GN	9037700000	J.12	KOK-112X36	9204870000	B.14
H1,5/14D SW BD	9004350000	J.6	H2,5/15D	9019160000	J.4	H6/26T GN	9021140000	J.8	KOK-46X46	9204810000	B.14
H1,5/14D SW BD	9004350000	J.8	H2,5/15D	9019160000	J.6	H70,0/25	9004230000	J.15	KOK-52X36	9204820000	B.14
H1,5/14D SW BD GSP	9005890000	J.7	H2,5/15T	9021070000	J.8	H70,0/32	9004240000	J.15	KOK-65X36	9204830000	B.14
H1,5/14D SW BD GSP	9005890000	J.9	H2,5/15T	9021240000	J.8	H70,0/37	9028200000	J.4	KOK-68X68	9204840000	B.14
H1,5/14D SW SV	9019430000	J.6	H2,5/16DS BL	9036220000	J.14	H95,0/25	9004250000	J.15	KOK-86X36	9204850000	B.14
H1,5/14D SW SV	9019430000	J.8	H2,5/17,5X BL SV	9006670000	J.13	H95,0/32	9004260000	J.15	KOK-91X36	9204860000	B.14
H1,5/14DS SW SV	9028360000	J.14	H2,5/18	9004800000	J.15	H95,0/44 R	9028210000	J.4	KOPD 10.0	9205020000	B.13
H1,5/14S R	9025980000	J.14	H2,5/19D	9037500000	J.10	H-BOX 0,14-0,75QMM	9025410000	J.16	KOS PG 13/M20	9204950000	B.12
H1,5/14S R SV	9025720000	J.14	H2,5/19D	9004430000	J.10	H-BOX 0,5-2,5QMM	9025900000	J.16	KOS PG 13/M20	9204950000	B.14
H1,5/14S SW	9025240000	J.14	H2,5/19D	9037500000	J.11	H-BOX 0,5-2,5QMM DIN	9025430000	J.16	KOS-M16	9204880000	B.12
H1,5/16 R	0635100000	J.4	H2,5/19D	9004430000	J.11	H-BOX 4.0-16.0QMM	9025920000	J.17	KOS-M16	9204880000	B.14
H1,5/16 R SV	9028350000	J.4	H2,5/19D	9019170000	J.4	H-BOX 4.0-16.0QMM DIN	9025400000	J.17	KOS-M25	9204900000	B.12
H1,5/16 ZH R	9037290000	J.10	H2,5/19D	9019170000	J.6	H-LEERBOX 4 TRENNSTEGE	9025420000	J.17	KOS-M25	9204900000	B.14
H1,5/16 ZH R SV	9004410000	J.10	H2,5/19T	9037640000	J.12	H-LEERBOX 5 EINSATZTE	9025940000	J.17	KOS-M32	9204910000	B.12
H1,5/16D SW	9019130000	J.6	H2,5/19T	9018580000	J.12	H-LEERBOX 5 TRENNSTEGE	9025680000	J.17	KOS-M32	9204910000	B.14
H1,5/16D SW	9										

Order No.	Type	Page	Order No.	Type	Page	Order No.	Type	Page	Order No.	Type	Page
012000000			069000000			9002180000	KTF 25	B.6	9005820000	H0,75/14 W BD GSP	J.5
0124300000	H16,0/15	J.15	0690700000	H0,5/14 OR	J.4	9002190000	KTF 36	B.6	9005830000	H1,0/14 GE BD GSP	J.5
0124400000	H25,0/15	J.15				9002300000	KT 20	B.5	9005840000	H1,5/14 R BD GSP	J.5
0124700000	H6,0/15	J.15	111000000			9002650000	KT 8	B.4	9005850000	H2,5/14D BL BD GSP	J.7
0124800000	H10,0/15	J.15	1116710000	PS_ZQV_SET	G.14	9002660000	KT 12	B.4	9005850000	H2,5/14D BL BD GSP	J.7
018000000			1119030000	ERME 10° SPX 4	C.4	9003500000	M-D-STRIPAX +6 MEHA	C.5	9005860000	H0,5/14D W BD GSP	J.7
0186100000	H2,5/12	J.15	1119030000	ERME 16° SPX 4	C.4	9003600000	MEHA KP GE M-D-SPX	C.5	9005860000	H0,5/14D W BD GSP	J.7
0186500000	H1,5/10	J.15				9003610000	MEHA KP RT M-D-SPX	C.5	9005870000	H0,75/14D	J.9
019000000			112000000			9003620000	MEHA KP GN M-D-SPX	C.5	9005880000	H1,0/14D R BD GSP	J.7
0191900000	H6,0/12	J.15	1121740000	PS_ZQV	G.14	9003630000	MEHA KP BL M-D-SPX	C.5	9005880000	H1,0/14D R BD GSP	J.9
023000000			1128540000	SDIS 2.5-5.5/PZ/1/2	F.18	9003640000	MEHA KP SW M-D-SPX	C.5	9005890000	H1,5/14D SW BD GSP	J.7
0235000000	IS 8 DIN 6911	F.22				9003700000	M-D-STRIPAX AWG 30+32	C.5	9005890000	H1,5/14D SW BD GSP	J.9
024000000			113000000			9003720000	M-D-STRIPAX AWG 26+28	C.5	9005900000	H0,75/14T BL BD GSP	J.9
0244100000	H4,0/12	J.15	1132700000	CRIMPFIX 2.5M TO.5-2.5	I.6	9003730000	M-D-STRIPAX AWG 24	C.5	9005910000	H2,5/14T GR BD GSP	J.9
028000000			1137530000	VKSW	B.10	9003740000	M-D-STRIPAX AWG 20+22	C.5	9005920000	PZ 1.5	D.4
0282600000	H0,5/6	J.15	115000000			9003750000	M-D-STRIPAX LWL	D.31	9005930000	PZ 1.5	D.7
0282700000	H0,75/6	J.15	1157820000	KT 14	B.5	9003760000	MEHA KP LWL M-D-SPX	D.31	9006020000	SWIFTY	F.15
0282800000	H1,0/10	J.15	1157830000	KT 22	B.4	9004050000	H0,5/10	J.15	9006060000	SWIFTY SET	F.15
0282900000	H10,0/12	J.15	129000000			9004060000	H1,5/12	J.15	9006120000	CTI 6	D.15
031000000			1296000000	KABELBINDERZANGE RT-1	D.32	9004070000	H1,5/18	J.15	9006120000	CTI 6	D.5
0317000000	H25,0/30 BR	J.4	133000000			9004080000	H2,5/10	J.15	9006220000	CTI 6	J.3
0317100000	H45,0/36 BR	J.4	1333100000	H2,5/14S BL	J.14	9004090000	H2,5/18	J.15	9006220000	CTN 25 D4	D.17
0317200000	H35,0/30 BE	J.4				9004100000	H4,0/15	J.15	9006220000	CTN 25 D4	D.5
0317300000	H35,0/39 BE	J.4	177000000			9004110000	H4,0/18	J.15	9006230000	CTN 25 D5	D.17
036000000			1774470000	WSM TOOL AUTOMATIK	D.32	9004120000	H6,0/10	J.15	9006230000	CTN 25 D5	D.5
0368900000	H35,0/18	J.15	1774480000	WSM TOOL MANUELL	D.33	9004130000	H6,0/18	J.15	9006320000	CTX 500	D.22
037000000			186000000			9004140000	H1,5/24D SW SV	J.8	9006320000	CTX 500	D.5
0372600000	H1,0/6	J.15	1866300000	IS 2 KG	F.22	9004150000	H16,0/25	J.15	9006370000	CTX 501	D.22
0372700000	H1,5/7	J.15	1866500000	IS 3 KG	F.22	9004160000	H16,0/32	J.15	9006370000	CTX 501	D.5
0373000000	H2,5/7	J.15	1866660000	IS 4 KG	F.22	9004170000	H25,0/25	J.15	9006380000	CTX 502	D.22
0373100000	H4,0/9	J.15				9004180000	H25,0/32	J.15	9006380000	CTX 502	D.5
0375200000	H16,0/18	J.15	186000000			9004190000	H35,0/25	J.15	9006450000	PZ 50	D.11
0375300000	H25,0/18	J.15	1866720000	Removal Tool CM 3	D.30	9004200000	H35,0/32	J.15	9006450000	PZ 50	D.4
0379300000	H10,0/18	J.15	1866730000	Removal Tool HD	D.30	9004210000	H50,0/18	J.15	9006450000	PZ 50	J.3
040000000			1866740000	Removal Tool CM 20	D.30	9004220000	H50,0/32	J.15	9006590000	H1,5/17,5X SW SV	J.13
0407900000	IS 6 DIN 6911	F.22	1866750000	Removal Tool HE	D.30	9004230000	H70,0/25	J.15	9006630000	H1,5/19,5X SW SV	J.13
0409500000	H0,5/12 OR	J.4	1866760000	Removal Tool AFK	D.30	9004240000	H70,0/32	J.15	9006670000	H2,5/17,5X BL SV	J.13
0409600000	H0,75/12 W	J.4				9004250000	H95,0/25	J.15	9006710000	H2,5/21,5X BL SV	J.13
0409700000	H1,0/12 GE	J.4	190000000			9004260000	H95,0/32	J.15	9006750000	H4,0/19,5X GR SV	J.13
044000000			1900010000	Screwry M12	F.13	9004270000	H0,5/14 OR BD	J.5	9006790000	H6,0/23,0X GE SV	J.13
0444200000	H50/36 OLIV	J.4	1900011000	Screwry-M12-DM	F.13	9004280000	H0,5/14D W BD	J.6	9006830000	H10,0/24,0X	J.13
046000000			1900012000	Screwry M8	F.13	9004290000	H0,75/14 W BD	J.8	9006870000	H16,0/25,5X BL SV	J.13
0462900000	H0,75/14 W	J.4	1900013000	Screwry-M8-DM	F.13	9004300000	H0,75/14D GR BD	J.6	9006970000	MEHA KP WS M-D-SPX	C.5
0463000000	H1,0/14 GE	J.4	1900020000	Screwry M12 F-DM	F.13	9004310000	H0,75/14T HBL BD	J.8	9007440000	DMS 3	F.5
0463100000	H1,5/14 R	J.4	1900030000	Screwry M8 F	F.13	9004320000	H1,0/14 GE BD	J.5	9007450000	AKKU DMS 3	F.5
048000000			1900031000	Screwry-M8 F-DM	F.13	9004330000	H1,0/14D R BD	J.6	9007460000	LADEGERAET DMS 3	F.5
0485100000	IS 4 DIN 6911	F.22	1900100000	Screwry M12 KO o. SD	F.13	9004340000	H1,0/14D R BD	J.6	9007470000	DMS 3 SET 1	F.5
049000000			1900110000	Screwry M8 KO o. SD	F.13	9004350000	H1,5/14 R BD	J.5	9007480000	DMS 3 SET 2	F.5
0492500000	H16,0/12	J.15	1900120000	Screwry M12f KO o. SD	F.13	9004360000	H1,5/14D SW BD	J.6	9008120000	TT 864 RS	D.25
053000000			1900130000	Screwry M8f KO o. SD	F.13	9004370000	H2,5/14D BL BD	J.8	9008130000	ERSATZMESSERSATZ TT864	D.25
0533500000	H6,0/20 SW	J.4	191000000			9004380000	H2,5/14T GR BD	J.6	9008190000	TT 1064 RS	D.25
0534200000	H10,0/22 EB	J.4	1910000000	Screwry Set	F.13	9004390000	H2,5/14T GR BD	J.8	9008190000	TT 1064 RS	D.5
054000000			192000000			9004400000	H0,34/12 TK BD GSP	J.5	9008320000	SD 0,5x3,0x80	F.19
0542500000	H0,75/10	J.15	1920000000	Screwry Set -DM	F.13	9004410000	H1,5/16 ZH R SV	J.10	9008330000	SD 0,6x3,5x100	F.15
056000000			196000000			9004420000	H1,5/16D ZH SW SV	J.12	9008330000	SD 0,6x3,5x100	F.19
0565600000	H1,5/24 R	J.4	1966780000	IE-KOK-V1	B.14	9004430000	H2,5/19D	J.10	9008340000	SD 0,8x4,0x100	F.19
0565700000	H6,0/26 SW	J.4	1966790000	IE-KOK-V4	B.14	9004440000	H2,5/19D	J.11	9008350000	SD 1,0x5,5x150	F.19
0565800000	H10,0/28 EB	J.4	1966810000	IE-KO-HAT	B.13	9004450000	H0,5/14	J.10	9008370000	SDI 0,4x2,5x75	F.17
0565900000	H16,0/22	J.4				9004500000	WAW 1 NEUTRAL	B.9	9008380000	SDI 0,5x3,0x100	F.17
0566000000	H16,0/28 GN	J.4	198000000			9004510000	WAW 2	B.9	9008390000	SDI 0,6x3,5x100	F.17
0567300000	PZ 3	D.9	1981560000	Screwry M23	F.13	9004530000	DW RSV 1.6	D.30	9008400000	SDI 1,0x5,5x125	F.17
0567300000	PZ 3	J.3				9004550000	H0,5/14S OR	J.14	9008420000	SDI 1,2x6,5x150	F.17
063000000			429000000			9004560000	H0,5/14S W	J.14	9008450000	SDIZ 0,6X3,5X100	F.17
0635100000	H1,5/16 R	J.4	4294820000	1/4" Handgriff	F.13	9004710000	H10,0/26D R ZH SV	J.11	9008460000	SDIZ 0,8X4,0X100	F.17
			880000000			9004720000	H6,0/23D	J.11	9008470000	SDK PH0	F.19
			8808420000	IE-CT	G.15	9004730000	H4/22D ZH GR SV	J.10	9008480000	SDK PH1	F.19
			900000000			9004740000	H2,5/21D	J.10	9008490000	SDK PH2	F.19
			9001080000	AM 35	C.10	9004750000	H2,5/21D	J.11	9008500000	SDK PH3	F.19
			9001280000	M-D-STRIPAX	C.5	9004760000	H1,5/20D SW ZH SV	J.11	9008520000	SDK PZ0	F.19
			9001290000	MESSERSATZ MINISTRIPAX	C.5	9004770000	H1,5/20D SW ZH SV	J.12	9008530000	SDK PZ1	F.19
			9001530000	ERSATZMESSER AM 25/35	C.10	9004780000	H1,0/19D	J.11	9008540000	SDK PZ2	F.19
			9001540000	AM 25	C.10	9004790000	H1,0/19D	J.12	9008550000	SDK PZ3	F.19
			9002170000	KT ZQV	B.10	9004810000	H0,75/16D	J.11	9008560000	SDIK PH0	F.17
						9004810000	H0,5/14D	J.13	9008570000	SDIK PH1	F.17
						9004810000	BLOCKBATTERIE 9V	G.13	9008580000	SDIK PH2	F.17
						9004810000	BLOCKBATTERIE 9V	G.4	9008590000	SDIK PH3	F.17
						9004810000	BLOCKBATTERIE 9V	G.5	9008640000	SDIZ 0,8X5,5 150/248	F.17
						9004810000	BLOCKBATTERIE 9V	G.6	9008850000	SK WSD-S 1,5-10,0	F.21
						9004900000	H0,75/16	J.10	9008870000	SKS 2,0-8,0	F.21
						9004910000	H1,0/19	J.10	9008870000	SKS 2,0-8,0 MR	F.21
						9004920000	H1,5/20 ZH R SV	J.10	9008880000	TH-S 9-40	F.21
						9004930000	H6,0/23	J.10	9008890000	TH-S 9-40	F.21
						9004940000	H10,0/24	J.10	9008900000	SDIK P22	F.17
						9005000000	STRIPAX	C.4	9008900000	SDIK P21	F.17
						9005140000	H0,75/16T	J.12	9008910000		

Order No.	Type	Page	Order No.	Type	Page	Order No.	Type	Page	Order No.	Type	Page
9011460000	PZ 6/5	D.4	9017840000	TRAGEKASTEN MTR 35	D.26	9019400000	H0,5/14D W SV	J.8	9024420000	EINSATZP:WM 70QMM	D.28
9011460000	PZ 6/5	D.8	9017970000	STEMPEL MTR35 25.35.50.	D.27	9019410000	H0,75/14D GR SV	J.6	9024430000	EINSATZP:WM 95QMM	D.28
9011460000	PZ 6/5	J.3	9017990000	EINSATZ MTR35 10 ISOL.	D.27	9019420000	H1,0/14D R SV	J.6	9024970000	Bit-Box WI DMS 3	F.7
9011990000	HTX 188	D.21	9018000000	EINSATZ MTR35 16 ISOL.	D.27	9019430000	H1,0/14D R SV	J.8	9025210000	EINSATZP:WM 120QMM	D.28
9011990000	HTX 188	D.5	9018010000	EINSATZ MTR35 25 ISOL.	D.27	9019430000	H1,5/14D SW SV	J.6	9025220000	EINSATZP:WM 150QMM	D.28
9012000000	HTG 58	D.21	9018020000	MTR 110	D.26	9019430000	H1,5/14D SW SV	J.8	9025230000	EINSATZP:WM 185QMM	D.28
9012000000	HTG 58	D.5	9018040000	TRAGEKASTEN MTR 110	D.26				9025240000	H1,5/14S SV	J.14
9012010000	HTG 59	D.21	9018100000	EINSATZ MTR110 10+70HEX	D.27				9025390000	ZH-BOX 0,5-2-5QMM	J.16
9012010000	HTG 59	D.5	9018110000	EINSATZ MTR110 16+35HEX	D.27				9025400000	H-BOX 4,0-16,0QMM DIN	J.17
9012020000	HTG 58/59	D.21	9018120000	EINSATZ MTR110 25+50HEX	D.27				9025410000	H-BOX 0,14-0,75QMM	J.16
9012020000	HTG 58/59	D.5	9018130000	EINSATZ MTR110 95HEX	D.27				9025420000	H-LEERBOX 4 TRENNSTEGE	J.17
9012400000	HTX 138	D.21	9018140000	EINSATZ MTR110 120HEX	D.27				9025430000	H-BOX 0,5-2,5QMM DIN	J.16
9012400000	HTX 138	D.5	9018400000	EINSATZ MTR110 10+70WM	D.27				9025440000	CCM ABLAENG/AUTOMAT	I.3
9012410000	HTG 174	D.21	9018410000	EINSATZ MTR110 16+35WM	D.27				9025680000	H-LEERBOX 5 TRENNSTEGE	J.17
9012410000	HTG 174	D.5	9018420000	EINSATZ MTR110 25+50WM	D.27				9025690000	H1,5/12S R	J.14
9012500000	PZ 4	D.4	9018430000	EINSATZ MTR110 95WM	D.27				9025700000	H0,75/14S W SV	J.14
9012500000	PZ 4	D.8	9018440000	EINSATZ MTR110 120WM	D.27				9025710000	H1,0/14S GE SV	J.14
9012500000	PZ 4	J.3	9018450000	EINSATZ MTR110 25+50	D.27				9025720000	H1,5/14S R SV	J.14
9012600000	PZ 16	D.10	9018460000	EINSATZ MTR110 35+70	D.27				9025740000	H0,25/10 HBL	J.4
9012600000	PZ 16	D.4	9018470000	EINSATZ MTR110 95	D.27				9025750000	H0,34/10 TK	J.4
9012600000	PZ 16	J.3	9018480000	CTX CM 3.6	D.18				9025760000	H0,25/12 HBL	J.4
9013080000	HTF 48	D.14	9018480000	CTX CM 3.6	D.4				9025770000	H0,34/12 TK	J.4
9013080000	HTF 48	D.5	9018490000	CTX CM 1.6/2.5	D.18				9025780000	H0,25/12 HBL SV	J.4
9013090000	HTF 28	D.14	9018490000	CTX CM 1.6/2.5	D.4				9025790000	H0,34/12 TK SV	J.4
9013090000	HTF 28	D.5	9018500000	STEMPEL MTR110 6-70 DIN	D.27				9025800000	CRIMP-SET PZ 4	H.7
9013260000	HTF SUB-D	D.22	9018510000	H0,75/14	J.10				9025850000	CRIMP-SET PZ 16	H.9
9013260000	HTF SUB-D	D.5	9018520000	H0,75/14D	J.11				9025860000	H0,75/16 W	J.4
9013400000	HTF 63	D.14	9018530000	H1,0/15 ZH GE SV	J.10				9025870000	H0,5/16 OR	J.4
9013400000	HTF 63	D.5	9018540000	H1,0/15D ZH R SV	J.11				9025880000	H50,0/22	J.15
9013550000	HTF RSV 12	D.23	9018540000	H1,0/15D ZH R SV	J.12				9025900000	H-BOX 0,5-2,5QMM	J.16
9013550000	HTF RSV 12	D.4	9018550000	H0,75/14TS HBL	J.14				9025910000	H0,75/18 W	J.4
9013560000	HTF RSV 16 WI	D.23	9018560000	H1,0/14S R	J.14				9025920000	H-BOX 4,0-16,0QMM	J.17
9013560000	HTF RSV 16 WI	D.4	9018580000	H2,5/19T	J.12				9025930000	H1,0/18 GE SV	J.4
9013600000	PZ ZH 16	D.10	9018590000	H4,0/22T ZH OR SV	J.12				9025940000	H-LEERBOX 5 EINS/AETZE	J.17
9013600000	PZ ZH 16	D.4	9018600000	GESENK MTR110 10-35DIN	D.27				9025950000	H1,0/16 GE SV	J.4
9013600000	PZ ZH 16	J.3	9018610000	GESENK MTR110 16-50DIN	D.27				9025960000	H0,75/14S W	J.14
9013650000	PZ 6 HEX	D.4	9018620000	GESENK MTR110 6+50DIN	D.27				9025970000	H1,0/14S GE	J.14
9013650000	PZ 6 HEX	D.7	9018630000	EINSATZ MTR110 10+70DIN	D.27				9025980000	H1,5/14S R	J.14
9013650000	PZ 6 HEX	J.3	9018640000	EINSATZ MTR110 70DIN	D.27				9026010000	H4,0/18	J.4
9013960000	ERME 110 PDT	D.29	9018650000	H1,0/15S ZH GE SV	J.10				9026010000	H4,0/18	J.6
9013970000	PUNCH/DOWN TOOL PDT	D.29	9018690000	H1,0/15S ZH GE	J.10				9026030000	H0,34/10 TK SV	J.4
9013980000	ERME 66 PDT	D.29	9018700000	PRES 10Q MTR 110	D.27				9026050000	H0,25/10 HBL SV	J.4
9013990000	ERME 630 PDT	D.29	9018710000	PRES 16Q MTR 110	D.27				9026060000	H0,5/14 OR SV	J.4
9014000000	ERME LSA PLUS STANDARD	D.29	9018720000	PRES 25Q MTR 110	D.27				9026070000	H0,75/14 W SV	J.4
9014050000	ERME LSA PLUS SCHERE	D.29	9018730000	PRES 35Q MTR 110	D.27				9026080000	H1,0/14 GE SV	J.4
9014100000	HTN 21 M. AN	D.16	9018800000	EINSATZ MTR110 16+35ALU	D.27				9026090000	H1,5/14 R SV	J.4
9014100000	HTN 21 M. AN	D.5	9018810000	EINSATZ MTR110 25+50ALU	D.27				9026100000	H2,5/15	J.4
9014140000	HTF DFF	D.23	9018820000	EINSATZ MTR110 70HEX	D.27				9026100000	H2,5/15	J.6
9014140000	HTF DFF	D.4	9018860000	H10/24S ZH EB	J.10				9027270000	POWERSTRIPPER ao 2,5-20	I.5
9014210000	DFF-C ENTRIEGELUNGSWZ.	D.30	9018870000	H10/30S ZH EB	J.10				9027280000	POWERSTRIPPER ao 2,5-30	I.5
9014350000	PZ 6 Roto	D.4	9018880000	H10,0/24DS ZH R	J.11				9027290000	POWERSTRIPPER ao 16-20	I.5
9014350000	PZ 6 Roto	D.9	9018890000	H10/30DS ZH R	J.11				9027300000	POWERSTRIPPER ao 16-30	I.5
9014350000	PZ 6 Roto	J.3	9018910000	H0,25/5	J.15				9027310000	CRIMPFIX LZ	I.7
9014400000	HTI 15	D.16	9019000000	H0,5/12D W	J.6				9027320000	CRIMPFIX UNIVERSAL K	I.6
9014400000	HTI 15	D.5	9019000000	H0,5/12D W	J.8				9028020000	EINSATZP:WM 240QMM	D.28
9014400000	HTI 15	J.3	9019010000	H0,5/14D W	J.6				9028200000	H70,0/37	J.4
9014610000	HTN 21	D.16	9019010000	H0,5/14D W	J.8				9028210000	H95,0/44 R	J.4
9014610000	HTN 21	D.5	9019020000	H0,5/16D W	J.6				9028220000	H120,0/50 BL	J.4
9014840000	HTF ZRV	D.23	9019020000	H0,5/16D W	J.8				9028230000	H150,0/54 GE	J.4
9014840000	HTF ZRV	D.4	9019030000	H0,75/12D GR	J.6				9028240000	H0,14/12 GR SV	J.4
9015900000	FLECAFIX 11/24	F.14	9019040000	H0,75/14D GR	J.6				9028250000	H0,14/10T BR SV	J.4
9015980000	FLECAFIX 24/36	F.14	9019050000	H0,75/16D GR	J.6				9028260000	H0,5/12	J.8
9016180000	EINSATZPAAR ISO 10QMM	D.28	9019060000	H0,75/18D GR	J.6				9028270000	H0,5/16 OR SV	J.4
9016190000	EINSATZPAAR ISO 16QMM	D.28	9019070000	H1,0/12D R	J.6				9028280000	H0,75/12 W SV	J.4
9016200000	EINSATZPAAR ISO 25QMM	D.28	9019070000	H1,0/12D R	J.8				9028290000	H0,75/16 W SV	J.4
9016210000	EINSATZPAAR ISO 35QMM	D.28	9019080000	H1,0/14D R	J.8				9028300000	H0,75/18 W SV	J.4
9016220000	EINSATZPAAR ISO 50QMM	D.28	9019080000	H1,0/14D R	J.8				9028310000	H1,0/12 GE SV	J.4
9016230000	EINSATZPAAR ISO 70QMM	D.28	9019100000	H1,0/16D R	J.8				9028320000	H1,0/16 GE SV	J.4
9016240000	EINSATZPAAR ISO 95QMM	D.28	9019100000	H1,0/16D R	D.28				9028330000	H1,0/18 GE SV	J.4
9016250000	EINSATZPAAR ISO120QMM	D.28	9019110000	H1,0/18D R	J.6				9028350000	H1,5/16 R SV	J.4
9016260000	RUNDPRESSEINS 25SM35SE	D.28	9019110000	H1,0/18D R	J.8				9028360000	H1,5/14DS W SV	J.14
9016270000	RUNDPRESSEINS 35SM50SE	D.28	9019120000	H1,5/14D SW	J.6				9028420000	EINSATZ A8-2 CL55	H.14
9016280000	RUNDPRESSEINS 50SM70SE	D.28	9019120000	H1,5/14D SW	J.8				9028450000	EINSATZ A7-1 CL55	H.14
9016290000	RUNDPRESSEINS 70SM95SE	D.28	9019130000	H1,5/16D SW	J.6				9028460000	EINSATZ A8-1 CL55	H.14
9016370000	RUNDPRESSEINS 95SM120SE	D.28	9019130000	H1,5/16D SW	J.8				9028480000	POWERSTRIPPER 16,0	I.4
9016380000	RUNDPRESSEINS 120SM150SE	D.28	9019140000	H1,5/18D SW	J.6				9028490000	H2,5/12DS BL	J.14
9016390000	RUNDPRESSEINS 150SM185SE	D.28	9019140000	H1,5/18D SW	J.8				9028500000	CRIMPFIX UNIVERSAL BD	I.6
9016440000	RUNDPRESSEINS 185SM240SE	D.28	9019150000	H1,5/24D SW	J.6				9028510000	POWERSTRIPPER 6,0	I.4
9016500000	RUNDPRESSEINS 240SM	D.28	9019150000	H1,5/24D SW	J.8				9028530000	CRIMPFIX L	I.7
9017250000	MTR 160	D.26	9019160000	H2,5/15D	J.4				9028540000	CRIMPFIX LS	I.7
9017270000	TRAGETASCHKE MTR 160	D.26	9019160000	H2,5/15D	J.6				9028580000	H0,75/14DS	J.14
9017500000	MTR 35	D.26	9019170000	H2,5/19D	J.4				9028630000	CRIMP-SET PZ 4 D	H.7
9017540000	GESENK MTR35 50	D.27	9019170000	H2,5/19D	J.6				9028640000	CRIMP-SET PZ 4 T	H.7
9017550000	EINSATZ MTR35 6HEX	D.27	9019180000	H2,5/25D	J.4				9028650000	CRIMP-SET PZ 3	H.7
9017560000	EINSATZ MTR35 10HEX	D.27	9019180000	H2,5/25D	J.6				9028660000	CRIMP-SET PZ 3 D	H.7
9017570000	EINSATZ MTR35 16HEX	D.27	9019190000	H4,0/18D	J.4				9028670000	CRIMP-SET PZ 3 T	H.7
9017580000	EINSATZ MTR35 25HEX	D.27	9019190000	H4,0/18D	J.6				9028680000	CRIMP-SET PZ 6 ROTO	H.7
9017590000	EINSATZ MTR35 35HEX	D.27	9019200000	H4,0/20D GR	J.4				9028690000	CRIMP-SET PZ 6 ROTO D	H.7
9017600000	EINSATZ MTR35 25ALUHEX	D.27	9019200000	H4,0/20D GR	J.6				9028700000	CRIMP-SET PZ 6 ROTO T	H.7
9017610000	EINSATZ MTR35 35ALUHEX	D.27	9019210000	H4,0/26D GR	J.4				9028710000	CRIMP-SET PZ 6 HEX	H.8
9017620000	EINSATZ MTR35 10WM	D.27	9019210000	H4,0/26D GR	J.6				9028720000	CRIMP-SET PZ 6 HEX D	H.8
9017630000	EINSATZ MTR35 16WM	D.27	9019220000	H6,0/20D GE	J.6				9028730000	CRIMP-SET PZ 6 HEX T	H.8
9017640000	EINSATZ MTR35 25WM	D.27	9019230000	H6,0/26D GE	J.6				9028740000	CRIMP-SET PZ 6/5	H.8
9017650000	EINSATZ MTR35 35WM	D.27	9019240000	H10,0/22D R	J.6				9028750000	CRIMP-SET PZ 6/5 D	H.8
9017660000	EINSATZ MTR35 50WM	D.27	9019250000	H10,0/28D R	J.6				9028760000	CRIMP-SET PZ 6/5 T	H.8
9017670000	STEMPEL MTR35 6-35QMM DIN	D.27	9019260000	H16,0/22D	J						

Order No.	Type	Page
9028870000	CRIMP-SET PZ 50 D	H.9
9028880000	CRIMP-SET PZ 50 T	H.9
9030000000		
9030060000	AM 12	C.10
9030500000	CST	C.12
9032060000	SCHRAUBENHALTER CST	C.12
9032060000	SCHRAUBENHALTER CST	C.13
9036200000	H2,5/12TS GR	J.14
9036220000	H2,5/16DS BL	J.14
9036240000	H120,0/32	J.15
9036250000	H150,0/32	J.15
9036260000	H185,0/32	J.15
9036290000	HOOKBLA 0,25-1,5 SW	J.18
9036300000	HOOKBLA 1,0-2,5 SW	J.18
9037160000	SD 0,4x2,0x60	F.19
9037200000	H0,5/14	J.10
9037200000	H0,5/14	J.12
9037210000	H0,5/16	J.10
9037210000	H0,5/16	J.12
9037220000	H0,5/18	J.10
9037220000	H0,5/18	J.12
9037230000	H0,75/14	J.10
9037240000	H0,75/16	J.10
9037250000	H0,75/24	J.10
9037260000	H1,0/15 ZH GE	J.10
9037270000	H1,0/19	J.10
9037280000	H1,0/25	J.10
9037290000	H1,5/16 ZH R	J.10
9037300000	H1,5/20 ZH R	J.10
9037310000	H1,5/26	J.10
9037320000	H6,0/23	J.10
9037330000	H6,0/29 ZH SW	J.10
9037340000	H10,0/24	J.10
9037350000	H10,0/30 ZH EB	J.10
9037360000	H16,0/29 ZH GN	J.10
9037370000	H16,0/38 ZH GN	J.10
9037380000	H0,5/14D	J.11
9037390000	H0,5/16D	J.11
9037400000	H0,5/18D	J.11
9037410000	H0,75/14D	J.11
9037420000	H0,75/16D	J.11
9037430000	H0,75/24D	J.11
9037440000	H1,0/15D ZH R	J.11
9037440000	H1,0/15D ZH R	J.12
9037450000	H1,0/19D	J.11
9037450000	H1,0/19D	J.12
9037460000	H1,0/25D	J.11
9037460000	H1,0/25D	J.12
9037470000	H1,5/16D ZH SW	J.11
9037470000	H1,5/16D ZH SW	J.12
9037480000	H1,5/20D ZH SW	J.11
9037480000	H1,5/20D ZH SW	J.12
9037490000	H1,5/26D	J.11
9037490000	H1,5/26D	J.12
9037500000	H2,5/19D	J.10
9037500000	H2,5/19D	J.11
9037510000	H2,5/21D	J.10
9037510000	H2,5/21D	J.11
9037520000	H2,5/27D	J.10
9037520000	H2,5/27D	J.11
9037530000	H4,0/22D ZH GR	J.10
9037530000	H4,0/22D ZH GR	J.11
9037540000	H4,0/28D ZH GR	J.10
9037540000	H4,0/28D ZH GR	J.11
9037550000	H6,0/23D	J.10
9037560000	H6,0/29D ZH GE	J.11
9037570000	H10,0/24D	J.11
9037580000	H10,0/30D ZH R	J.11
9037590000	H16,0/29D ZH BL	J.11
9037600000	H16,0/38D ZH BL	J.11
9037610000	H0,75/14T	J.12
9037620000	H0,75/16T	J.12
9037630000	H0,75/24T	J.12
9037640000	H2,5/19T	J.12
9037650000	H2,5/21T	J.12
9037660000	H2,5/27T	J.12
9037670000	H4,0/22T ZH OR	J.12
9037680000	H4,0/28T ZH OR	J.12
9037690000	H6,0/23T	J.12
9037700000	H6,0/29T ZH GN	J.12
9037710000	H10,0/24T	J.12
9037720000	H10,0/30T ZH BR	J.12
9037730000	H16,0/29T	J.12
9037740000	H16,0/38T ZH W	J.12
9040000000		
9046280000	KBZ 160	E.3
9046290000	KBZ 180	E.3
9046300000	KBZ 200	E.3
9046310000	SE HD 140	E.4
9046320000	SE HD 160	E.4
9046330000	SE HD 180	E.4
9046340000	SE TOP	E.4
9046350000	FZ 160	E.6
9046360000	FRZ 160	E.6
9046370000	FRZ S 160	E.5
9046380000	FRZ S 200	E.5
9046390000	FRZ SG 160	E.5
9046400000	FRZ SG 200	E.5
9046410000	KSE 160	E.4
9046420000	KSE 200	E.4
9046430000	KBZI 200	E.3

Order No.	Type	Page
9050000000		
9050340000	ERSATZMESSER STRIPAX PL	D.6
9200000000		
9200070000	LIR 1,5M3 V	J.18
9200080000	LIR 1,5M3,5 V	J.18
9200090000	LIR 1,5M4 V	J.18
9200100000	LIR 1,5M5 V	J.18
9200110000	LIR 1,5M6 V	J.18
9200120000	LIR 1,5M8 V	J.18
9200150000	LIR 2,5M3 V	J.18
9200160000	LIR 2,5M3,5 V	J.18
9200170000	LIR 2,5M4 V	J.18
9200180000	LIR 2,5M5 V	J.18
9200190000	LIR 2,5M6 V	J.18
9200200000	LIR 2,5M8 V	J.18
9200210000	LIR 2,5M10 V	J.18
9200230000	LIR 6M4 V	J.18
9200240000	LIR 6M5 V	J.18
9200250000	LIR 6M6 V	J.18
9200260000	LIR 6M8 V	J.18
9200270000	LIR 6M10 V	J.18
9200290000	LIS 1,5M3 V	J.18
9200300000	LIS 1,5M3,5 V	J.18
9200310000	LIS 1,5M4 V	J.18
9200320000	LIS 1,5M5 V	J.18
9200330000	LIS 1,5M6 V	J.18
9200350000	LIS 2,5M3 V	J.18
9200360000	LIS 2,5M3,5 V	J.18
9200370000	LIS 2,5M4 V	J.18
9200380000	LIS 2,5M5 V	J.18
9200390000	LIS 2,5M6 V	J.18
9200410000	LIS 6M4 V	J.18
9200420000	LIS 6M5 V	J.18
9200430000	LIS 6M6 V	J.18
9200440000	LIS 6M8 V	J.18
9200450000	LIS 6M10 V	J.18
9200460000	LIP 1,5R12 V	J.18
9200470000	LIP 2,5R12 V	J.18
9200480000	LIP 6R14 V	J.18
9200490000	LIB 1,5B25 VF	J.19
9200500000	LIB 2,5B25 VF	J.19
9200510000	LIB 6B26 VF	J.19
9200520000	LIF 1,5F288 R	J.19
9200530000	LIF 1,5F488 R	J.19
9200540000	LIF 1,5F638 R	J.19
9200550000	LIF 2,5F488 R	J.19
9200560000	LIF 2,5F638 R	J.19
9200570000	LIF 6F638 R	J.19
9200580000	LIF 1,5M638 R	J.19
9200590000	LIF 2,5M638 R	J.19
9200600000	LIF 6M638 R	J.19
9200610000	LIF 1,5T638 R	J.19
9200620000	LIF 2,5T638 R	J.19
9200630000	LIF 6T638 R	J.19
9200640000	LIF 1,5F638 RF	J.19
9200650000	LIF 2,5F638 RF	J.19
9200660000	LIF 6F638 RF	J.19
9200670000	LID 1,5M4 R	J.20
9200680000	LID 2,5M5 R	J.20
9200690000	LID 6M5 R	J.20
9200700000	LID 1,5F4 RF	J.20
9200710000	LID 2,5F5 RF	J.20
9200720000	LID 6,0F5 RF	J.20
9201040000	HTF AFK 2,5	D.23
9201040000	HTF AFK 2,5	G.4
9201260000	Master - Check 3.2	D.9
9201310000	BATTERIE 1,5V MICRO	G.4
9201310000	BATTERIE 1,5V MICRO	G.6
9201310000	BATTERIE 1,5V MICRO	G.7
9201310000	BATTERIE 1,5V MICRO	G.9
9201520000	SKAI TASCHE	G.10
9201520000	SKAI TASCHE	G.14
9201520000	SKAI TASCHE	G.4
9201520000	SKAI TASCHE	G.6
9201520000	SKAI TASCHE	G.7
9201520000	SKAI TASCHE	G.9
9201570000	Multi Check 5.2 RS	G.7
9201580000	Digi Check 5.2 RS	G.6
9201590000	Digi Check 3.2 RS	G.6
9202000000	KOFFER CARRY LITE 55	H.13
9202010000	KOFFER PSC05-01 PP	H.13
9202020000	EINSATZ A9-1 CL55	H.14
9202040000	KT 45 R	B.7
9202060000	KT 55	B.7
9202080000	KT 80	B.8
9202210000	multi-stripax 6-16	C.9
9202220000	multi-stripax 16 SL	C.9
9202230000	multi-stripax AWG	C.9
9202250000	multi-stripax ASI	C.9
9202260000	AIE multi-stripax 6-16	C.9
9202270000	AIE multi-stripax 16 SL	C.9
9202280000	AIE multi-stripax AWG	C.9
9202300000	AIE multi-stripax ASI	C.9
9202310000	EINSATZ BA8-PSC 80	H.15
9202320000	EINSATZ BA7-PSC 80	H.15
9202330000	KOFFER PSC80 PC	H.13
9202460000	Pro Case Premium	H.4
9202470000	Pro Case leer	H.4
9202510000	WK 1/4" C6,3 E6,3	F.9
9202580000	CRIMPSET COMBI-CHECK 1.3	H.12
9202590000	Crimpset Digi Check 5.2	H.12

Order No.	Type	Page
9202600000	Crimpset CTI 6	H.10
9202610000	Crimpset PZ / CTI	H.11
9202640000	Crimp-Set Kontakt	H.11
9202740000	BIT E6,3 1,2x6,5x70	F.6
9202750000	BIT E6,3 0,4x2,5x70	F.6
9202800000	TT 8 RS MP 8	D.24
9202800000	TT 8 RS MP 8	D.5
9202820000	H0,75/19S ZH W	J.10
9202830000	H0,75/19DS ZH GR	J.11
9202840000	H0,75/19TS ZH HBL	J.12
9202850000	CTI 6 G	D.15
9202850000	CTI 6 G	D.5
9202850000	CTI 6 G	J.3
9202860000	CTF 63	D.14
9202860000	CTF 63	D.5
9202870000	H1,5/14 XS	J.13
9202880000	H2,5/14 XS	J.13
9202900000	H 0,5/16 S OR	J.14
9202910000	H0,5/16 DS Weiß	J.14
9203070000	ERME MULTI-STRIPAX	C.9
9203100000	ERAN MULTI-STRIPAX	C.9
9203160000	Pro Case Insta	H.4
9203260000	EINSATZ A9-2 CL55	H.14
9203610000	multi-stripax 0,75-4°SL	C.9
9203620000	H 10,0/22 S EB	J.14
9203630000	H 4,0/20 DS GR	J.14
9203730000	AIE multi-spx 0,75-4°SL	C.9
9204090000	H 0,34/11 S TUEPKIS	J.14
9204180000	AMF 6/10	C.11
9204190000	AM 16	C.11
9204230000	COMBI CHECK 1.3 RS	G.9
9204240000	H0,75/15S	J.14
9204250000	ERME AMF 6/10	C.11
9204260000	ERME AM 16	B.7
9204270000	ERME KT 45 R	B.7
9204280000	ERME KT 55	B.8
9204290000	ERME KT 80	C.12
9204350000	IE-CST	C.12
9204540000	Multi-Stripax 0.25-1.5S	C.9
9204550000	AIE M-SPX 0.25-1.5 S	C.9
9204560000	Multi-Stripax 1.5-6.0S	C.9
9204570000	AIE M-SPX 1.5-6.0 S	C.9
9204580000	PLASTIC CASE	H.5
9204660000	PRO TOPCASE INSTA	H.5
9204670000	PRO TOPCASE PREMIUM	H.5
9204750000	SEE ESD 125	E.9
9204760000	FZE ESD 130	E.9
9204770000	SZE ESD 130	E.9
9204780000	KOBBS 19X75	B.12
9204780000	KOBBS 19X75	B.14
9204780000	KOBBS 19X75	B.14
9204790000	IE-KOK-V5	B.14
9204810000	KOK-46X46	B.14
9204820000	KOK-52X36	B.14
9204830000	KOK-65X36	B.14
9204840000	KOK-68X68	B.14
9204850000	KOK-86X36	B.14
9204860000	KOK-91X36	B.14
9204870000	KOK-112X36	B.14
9204880000	KOS-M16	B.12
9204880000	KOS-M16	B.10
9204900000	KOS-M25	B.12
9204900000	KOS-M25	B.14
9204910000	KOS-M32	B.12
9204910000	KOS-M32	B.14
9204920000	KOS-M40	B.12
9204920000	KOS-M40	B.14
9204930000	KOS-PG9	B.12
9204930000	KOS-PG9	B.14
9204940000	KOS-PG11	B.12
9204940000	KOS-PG11	B.14
9204950000	KOS-PG13/M20	B.12
9204950000	KOS-PG 13/M20	B.14
9204960000	KOS-PG16	B.12
9204960000	KOS-PG16	B.14
9204970000	KOS-PG21	B.12
9204970000	KOS-PG21	B.14
9204980000	KOS-PG29	B.12
9204980000	KOS-PG29	B.14
9204990000	KOS-PG36	B.12
9204990000	KOS-PG36	B.14
9205000000	KOHS 9.5+19	B.12
9205000000	KOHS 9.5+19	B.13
9205010000	KOHS 19	B.12
9205010000	KOHS 19	B.13
9205020000	KOPD 10.0	B.13
9205030000	KOBBS 9.5X50	B.12
9205030000	KOBBS 9.5X50	B.14
9205040000	KOBBS 19X55	B.12
9205040000	KOBBS 19X55	B.14
9205050000	LSP 3 - 400V	G.4
9205050000	LSP 3 - 400V	G.8
9205060000	LSP 3 - 690V	G.4
9205060000	LSP 3 - 690V	G.8
9205130000	SEE ESD 120	E.9
9205140000	SVSE ESD 130	E.10
9205150000	SUPER CUT	E.10
9205190000	VOLT CHECK 3.1-2mm	G.10
9205210000	KOF SET ESD	E.10
9205260000	ZUB TEMPHASER	G.11
9205260000	ZUB TEMPHASER	G.12</

Addresses worldwide

- AE United Arab Emirates**
Weidmüller Middle East FZE
P.O. Box 8591
SAIF-Zone
Sharjah – U. A. E.
Phone +971 6 5672723
Fax +971 6 5672724
wme.info@weidmueller.com
- AR Argentina**
CPI SA
Bauness 2660
1431 Buenos Aires
Phone +54 11 45238008
Fax + 54 11 45220546
info@cpi.com.ar
www.cpi.com.ar
- AT Austria**
Weidmüller GmbH.
Industriezentrum Nö Süd
Straße 2, Objekt M2
2355 Wiener Neudorf
Phone +43 2236 6708-0
Fax +43 2236 6708-199
office.at@weidmueller.com
- AU Australia**
Weidmüller Pty. Ltd.
P.O. Box 6944
Huntingwood Drive 43
Huntingwood,
NSW, 2148
Phone +61 2 9671-9999
Fax +61 2 9671-9911
info@weidmuller.com.au
www.weidmuller.com.au
- AZ Azerbaijan**
West Industries Ltd.
Caspian Plaza, 5-th Floor
44 J. Jabbarly Str., Baku
Phone +99412 499 15 15
Fax +99412 499 14 93
sales@west-i.com
- BA Bosnia and Herzegovina**
BH ES ELEKTROSISTEM d.o.o.
ul. J. Veselinovica 18
78000 BiH Banja Luka
Phone +387 51 317500
Fax +387 51 304638
elsist@inecco.com
www.elektrosistem.co.yu
- BE Belgium**
Weidmüller Benelux B.V.
Mechelsesteenweg 519 bus 6 en 7
1930 Nossegem
Phone +32 (0)16 39 5990
Fax +32 (0)16 40 1051
info@weidmueller.be
www.weidmueller.be
- BG Bulgaria**
Weid-Bul EOOD
1113 Sofia
33A Nezabravka, bl.
315, fl.3, ap. 10
Phone +359 2 9632560
Fax +359 2 9631098
weidbul@nat.bg
www.weidbul.com
- BH Bahrain**
Khayber Trading Company
P.O. Box 1976 Manama,
Phone +973 720747
Fax +973 720331
khayber@batelco.com.bh
- BR Brazil**
Conexel Conexoes Elétricas Ltda.
Rua Garcia Lorca, 176
09695-900, Sao Paulo SP
Phone +55 11 43669600
Fax +55 11 43621677
vendas@conexel.com.br
www.conexel.com.br
- BY Belarus**
TECHNIKON Ltd.
Oktjabrskaya Str. 16/5
Apt. 704, Minsk 220801
Phone +375 17 2275830
Fax +375 17 2275830
technikon@belsonet.net
- CA Canada**
W Interconnections CANADA Ltd.
10 Spy Court, Markham,
Ontario L3 R5 H6
Phone +1 905 475-1507
Fax +1 905 475-2798
info1@weidmuller.ca
www.weidmuller.ca
- CH Switzerland**
Weidmüller Schweiz AG
Rundbuckstraße 2
8212 Neuhausen am Rheinfall
Phone +41 52 6740707
Fax +41 52 6740708
info@weidmueller.ch
www.weidmueller.ch
- CL Chile**
Felipe Bahamondes S.A./ATS AGRO
Maria Luisa Santander 0475
Casilla 3425
Santiago
Phone +56 2 341-1271
Fax +56 2 341-1275
felipe@atsintech.com
- CN China**
Weidmüller Interface International
Trading (Shanghai) Co., Ltd.
12 F, Century Ba-Shi Building,
No. 398 Huaihai Road (N)
Shanghai 200020
P.R. China
Phone +86 21 63868188
Fax +86 21 63867177
www.cnweidmuller.com
- CO Colombia**
Automatización Avanzada S. A.
Carrera 97 No.24c, 23 B4
4 Bogotá D. C.
Phone +57 1 5478510
Fax +57 1 4223044
comercial@
automatizacionavanzada.com
www.automatizacionavanzada.com
- CR Costa Rica**
ELVATRON S.A.
la Uruca 400 Norte
Banco Costa Rica
San José Costa Rica
Phone +506 2 961060
Fax +506 5 200609
dirk.haase@elvatron.com
www.elvatron.com
- CS Serbia-Montenegro**
ES-YU Elektrosistem
Pariske komune 41
11070 Novi Beograd, Serbia
Phone +381 11 2693608
Fax +381 11 3018960
esyu@eunet.yu
www.elektrosistem.co.yu
- CZ Czech Republic**
Weidmüller s. r. o.
Lomnického 5/1705
14000 Praha 4
Phone +420 2 44001400
Fax +420 2 44001499
office@weidmueller.cz
www.weidmueller.cz
- DE Germany**
Weidmüller GmbH & Co. KG
P.O. Box 3054
32720 Detmold
Ohmstraße 9
32758 Detmold
Phone +49 5231 1428-0
Fax +49 5231 1428-116
weidmueller@weidmueller.de
www.weidmueller.de
- DK Denmark**
Wexøe A/S
Lejrvej 31
2500 Værløse
Phone +45 45465800
Fax +45 45465801
wexoe@wexoe.dk
www.wexoe.dk
- EC Ecuador**
Elsystec S. A. Electricidad
Sistemas y Tecnología
Vasco de Contreras N35-25
y Mañosa, Quito
Phone +593 2 2456510
Fax +593 2 2456755
Elsystec@uiio.satnet.net
- EE Estonia**
Alter Electric OÜ
Gaasi 4A
11415 Tallinn
Phone +372 6519666
Fax +372 6519667
alter@alter.ee
www.alter.ee
- EG Egypt**
Standard Electric (OMEGA)
87, Mohamed Farid Street
Heliopolis, Cairo
Phone +20 26422977
Fax +20 26422955
stdelec@rite.com
- ES Spain**
Weidmüller S. A.
Narcis Monturiol 11-13
Pol.Ind. N 1 Sudoeste
8960 Sant Just Desvern
Barcelona
Phone +34 93 3722061
Fax +34 93 3718055
weidmuller@weidmuller.es
www.weidmuller.es
- FI Finland**
JUHA-ELEKTRO OY
P. O. Box 57, 641 Helsinki
Kylvöpolku 6, 680 Helsinki
Phone +358 10 8328 100
Fax +358 10 8328 109
info@juha-elektro.fi
www.juha-elektro.fi
- FR France**
Weidmüller E. U. R. L.
12, Chaussée Jules César
B.P. 263 Osny
95523 Cergy Pontoise Cedex
Phone +33 1 34245500
Fax +33 1 34245501
mail@weidmuller.fr
- GB Great Britain**
Weidmüller Ltd.
1 Abbey Wood Road
West Malling, Kings Hill
ME19 4YT
Phone +44 1732 877000
Fax +44 1732 874296
- GR Greece**
Electrorama S.A.
1 An. Martali Str.
41335 Larissa
Phone +30 2410 552533188
Fax +30 2410 283463189
valvizo@electrorama.com.gr
- HK Hong Kong**
United Equity Limited
Suite B, 11/F International Industrial
Centre
2-8 Kwei Tei Street, Fotan, Shatin
Phone +852 26876739
Fax +852 26876735
united_equity@sinatown.com
- HR Croatia**
Elektro Partner d.o.o.
Slavonska Avenija 24/6
10000 Zagreb
Phone +385 1 6184793
Fax +385 1 6184795
elektropartner@zg.t-com.hr
- HU Hungary**
Weidmüller Kereskedelmi Kft
Mádi utca 50
1104 Budapest
Phone +36 1 464-7888
Fax +36 1 3827701
info@weidmueller.hu
- ID Indonesia**
PT. Nego Electrindo
Ruko Mega Grosir Cempaka Mas,
Blok I. No 20 – 22
Jl. Let.Jend. Suprato –
Jakarta 10640
Phone +62 21 42882255
Fax +62 21 42882266
sales@negoelectrindo.co.id
- IE Ireland**
Please contact Weidmüller Ltd. in
Great Britain
- IL Israel**
A.U.Shay Ltd.
P.O. Box 10049
Embar Street 23/25
Petch-Tikva 49222
Phone +972 3 9233601
Fax +972 3 9234601
- ISrael**
ATEKA Ltd.
23 Hayetzira St.
Kiryat Aryeh
49130 Petch-Tikva, Israel
Phone +972 3 9392344
Fax +972 3 9243273
marketing@ateka.co.il
www.ateka.co.il
- IN India**
Weidmüller Electronics India Pvt. Ltd
Plot # 32, 3rd Floor, North Court
Lane North Avenue, Opp Jogger's Park
Kalyani Nagar, Maharastra
411006 Pune
Phone +91 9049800960
Nitish.Rajan@weidmueller.de
- IR Iran**
Tamin Ehtiajat Fani Tehran (TAF Co.)
72, Iranshahr Ave.(Unit # 5)
15816 Tehran
Phone +98 21 8831-7851
Fax +98 21 8882-0268
tafco@safineh.net
- IS Iceland**
Samey Automation Center
Lyngas 13, 210 Garoabaer,
Phone +354 510 5200
Fax +354 510 5201
samey@samey.is
- IT Italy**
Weidmüller S.R.L.
Via Albert Einstein 4
20092 Cinisello Balsamo
Milano
Phone +39 02 660681
Fax +39 02 6124945
weidmuller@weidmuller.it
www.weidmuller.it
- JO Jordan**
HORIZONS
P.O.Box: 330607
Amman Jordan 11133
Phone +962 6 4882114
Fax +962 6 4882115
horizons@go.com.jo
- JP Japan**
Nihon Weidmüller Co. Ltd.
Sphere Tower Tennoz,
2-2-8 Higashi-Shinagawa,
Shinagawa-Ku, Tokyo 140-0002
Phone +81 3 6711-5300
Fax +81 3 6711-5333
www.weidmuller.co.jp
- KR Korea**
Weidmüller Korea Co., Ltd.
6floor, Sukyong building, 242-54
Nonhyun-dong, Kangnam-Gu
Seoul, Korea
Zip: 135-830
Phone +82 2 5160003
Fax +82 2 5160090
info@weidmuller.co.kr

Group companies **DE**

Agency abroad **DE**

Without own Agency **DE**

KW **Kuwait**
KANA CONTROLS General
Trading & Cont. CO. W.L.L.
Al Rai Industrial Area,
Plot 28-30, St. 31
P.O.Box: 25593
Safat, 13016
Phone +966-474 1373/4
Fax +966-474 1537
info@kanacontrols.com

KZ **Kazakhstan**
Please contact our
Weidmüller branch office
in Moscow, Russia

LB **Lebanon**
Progress Engineering & Trading
Enterprises
Al Nahr Street
Beirut
Phone +961 1 444664
Fax +961 1 561880
progress@inco.com.lb

LT **Lithuania**
ELEKTROS IRANGA
Tinklu g.29a, 5319 Panevezys
Phone +370 45582828
Fax +370 45582727
info@eliranga.lt

LU **Luxembourg**
Please contact Weidmüller
Benelux B.V. in the
Netherlands

LV **Latvia**
Please contact our
Weidmüller branch office
in Estonia

MD **Moldova**
BERHORD A&D srl
44, srt. Sarmizegetusa 37/3
Off 414, b-dul Decebal, 3,
Chisinau, MD 2001
Phone +373 22 507137
Fax +373 22 507134
atuleanu@berhord.com

MK **Macedonia**
ELEKTRO – SMK doool
UL. III Makedonska brigada b.b.
1000 Skopje
Phone +389 22 460 295
Fax +389 22 460 298
Elektro-smk@telekabel.net.mk

MT **Malta**
E. S. S., Electrical Supplies
& Services Ltd
104 J. Solberras Str.
Hamrun HMR 08
Phone +356 21 255 777
Fax +356 21 255 999
robert@ess.com.mt

MX **Mexico**
W Interconnections, S.A. DE C.V.
Blvd. Hermanos Serdán No. 698
Col. San Rafael Oriente
Puebla, C.P. 72029
Phone +52 222 22686227
clientes@weidmuller.com.mx

MY **Malaysia**
Connect Plus Technology Sdn Bhd
No. 43, Jalan PJS 11/22,
Bandar Sunway, 46150 Petaling Jaya
Selangor Darul Ehsan
Phone +60 3 5633 7363
Fax +60 3-5633 6562
paul@cptech.com.my
www.cptech.com.my

NL **Netherlands**
Weidmüller Benelux B.V.
Franciscusweg 221
1216 SE Hilversum
Postbus 1509
1200 BM Hilversum
Phone +31 35 6261261
Fax +31 35 6232044
info@weidmuller.nl

NO **Norway**
Siv. Ing. J. F. Knudtzen A/S
Billingsstadsletta 97
P.O. Box 160
1378 Nesbru
Phone +47 66 983350
Fax +47 66 980955

NZ **New Zealand**
Cuthbert S. Steward Limited
27 Te Puni Street
POB 38496
Petone, Wellington
Phone +64 4 5686156
Fax +64 4 5686056
info@weidmueller.de

OM **Oman**
DAN INTERNATIONAL LLC.
PO.BOX 2901
111 Seeb
Phone +968 503 677
Fax +968 503 755
yedu@danintl.com

PE **Peru**
TECNOLOGÍA ELÉCTRICA Y
SOLUCIONES S.A.C.
Calle Huandoy 501, Lima 32, Peru
Phone / Fax +51 1 562-0004
info@tecsol-peru.com

PH **Philippines**
Enclosure Systems Specialists Inc
W-15 La Fuerza Compound
2241 Don Chino Roces Avenue
Makati City 1231
Phone +63 2 813 8580
Fax +63 2 813 8596
sales_encsys@pltdsl.net

PK **Pakistan**
Kana Controls (Pak)
Apartment No. 33 C III
Chenab Block,
Allama Iqbal Town
Lahore, Pakistan
Phone +92 42 5419948
+92 42 7845160
Fax +92 42 5422895
nadeem@kanapak.com
www.kanapak.com

PL **Poland**
Weidmüller Sp. z o.o.
Ul. Goledzinowska 10
03-302 Warszawa
Phone +48 22 5100940
Fax +48 22 5100941
biuro@weidmuller.com.pl
www.weidmuller.pl

PT **Portugal**
Weidmüller Sistemas de
Interface S. A.
Estrada Outeiro Polima, R. Augusto
Dias da Silva, Lote B, Esc. 2
2785-515 Aboboda -São Domingos
de Rana
Phone +351 21 4459191
Fax +351 21 4455871
www.weidmueller.pt

QA **Qatar**
Doha Motors Trading Co.
(Technical Division)
Post Box No. 145
Airport Road
Doha - Qatar
Phone +974 465 1441
Fax +974 465 0925
dmttech@qatar.net.qa

RO **Romania**
Rominterface Impex SRL
Str. Gh. Dem Teodorescu 30 A
30916 Bucuresti - sector 3
Phone +40 21 3220230
Fax +40 21 3228857
office@rominterface.ro

RU **Russia**
Weidmüller Interface GmbH & Co. KG
Representative Office
Ul. Shabolovka 2
119049 Moscow, Russia
Phone +7 4 95 771-6940
Fax +7 4 95 771-6941
info@weidmueller.ru
www.weidmueller.ru

SA **Saudi Arabia**
Al Abdulkarim Holding Co.
P.O Box. 4
Dammam 31411
Phone +9668337110
Fax +9668338242
salehsk@akh.com.sa
www.akte.com.sa

Saudi Electric Supply Co.
P.O. Box 3298
Al Khobar 31952
Phone +966 3 882 9546227
Fax +966 3 882 9547
Safdar.malik@sesco-ge.com

SE **Sweden**
Weidmüller AB
Axel Daniéssons väg 271
P.O. box 31025
200 49 Malmö
Phone +46 (0) 7 71 43 00 44
Fax +46 (0) 40 37 48 60
info@weidmuller.se
www.weidmuller.se

SG **Singapore**
Weidmüller Pte. Ltd.
70 Bendemeer Road
#04-03 Luzerne
Singapore 339940
Phone +65 6841 5311
Fax +65 6841 5377
info@weidmuller.com.sg
www.weidmuller.com.sg

SI **Slovenia**
ELEKTROSPOJIL d.o.o.
Stegne 25, 1000 Ljubljana
Phone +386 15113810
Fax +386 15111604
info@elektrospojil.si
www.elektrospojil.si

SK **Slovakia**
ELEKTRIS s.r.o.
Elektrárnská 1
83104 Bratislava
Phone +421 2 49200113
Fax +421 2 49200119
weidmueller@computel.sk

TH **Thailand**
Pisanu Engineering Co., Ltd
800/2 Asoke Dindaeng Road,
Dindaeng, Bangkok 10400
Phone +66 2 245 9113
Fax +66 2 2463214
pisanu@kanit.co.th
www.pisanu.co.th

TN **Tunisia**
Please contact
Weidmüller E.U.R.L. in France

TR **Turkey**
Weidmüller Elektronik Ticaret Ltd.
Sirketi
Kavacik Mah. Orhan Veli Kanik
Caddesi 9/1
34810 Beykoz – Istanbul
Phone +90 216 5371070 (Pbx)
Fax +90 216 5371077
info@weidmuller.com.tr
www.weidmuller.com.tr

TW **Taiwan**
Fittatek Co., Ltd.
12F No. 185 Fu-Kuo Road,
Tso Ying Dist
Kaohsiung
Phone +886 7 556 0858
Fax +886 7 556 3279
stanley@fittatek.com.tw
www.fittatek.com.tw

Taiwan
Eucan Enterprise Ltd.
No. 145 He Ping 2nd Rd
Kaohsiung
Phone +886 7 715 6610
Fax +886 7 715 8748
mark@eucan.com.tw
www.eucan.com.tw

UA **Ukraine**
TEKO INTERFACE ooo
ul. Lewanewskogo 6
03058 Kiev
Phone +38 044 401 09 90
Fax +38 044 401 08 64
weidmueller@tekointerface.com
www.tekointerface.com.ua

US **United States**
W-Interconnections Inc.
821 Southlake Boulevard,
Virginia - Richmond 23236
Phone +1 804 7942877
Fax +1 804 3792593
info@weidmuller.com
www.weidmuller.com

UY **Uruguay**
REWO Uruguay S.A
Av. Bolivia 2001 Esq Rocafuerte
Carrasco Montevideo 11300
Phone / Fax +598 260 48439
clorda@reworuguay.com.uy

UZ **Uzbekistan**
OOO "Elektro Potential"
Gani Mavijanovna str., 2B
100084 Tashkent
Phone +998 98-3003821
Fax +998 71-1249286
mzi1958@yandex.ru

VE **Venezuela**
Somerinca C.A.
Quinta Sagrado Corazon de Jesus -
3ra Transversal - Los Dos Caminos,
Caracas 1070 - A
Phone +58 212 2352748
Fax +58 212 2399341
kicomoeller@cantv.net.ve
www.kmsomerinca.com.ve

VN **Vietnam**
AUMI Co., Ltd
E1, La Thanh Hotel,
218 Doi Can Street,
Lieu Giai Ward, Ba Dinh District,
Hanoi City
Phone +84 4762 8601
Fax +84 4266 1391
aumi@aumi.com.vn

Linh Kim Hai Co., Ltd
78 Hoa Cuc Street Ward 7,
Phu Bhuan District,
Ho Chi Minh City
Phone +84 8517 1717
Fax +84 8517 1818
lkh@linhkimhai.com.vn

New Sky Co., Ltd
44/28 Tan Hai Street,
Ward 13, Tan Binh District,
Ho Chi Minh City
Phone +84 8812 6593
Fax +84 8812 6594
newsky-e@hcm.vnn.vn
www.newsky-e.com

ZA **South Africa**
Phambili Interface (Pty) Ltd
P.O. Box 193, 1609 Johannesburg
5 Bundo Road, Sebzenza
1610 Johannesburg, Endenvale
Phone +27 11 452 1930
Fax +27 11 452 6455
sales@weidmuller.co.za
www.radinterface.co.za

DE **Other countries**
Weidmüller Interface GmbH & Co. KG
Postfach 3030
32720 Detmold
Klingenbergstraße 16
32758 Detmold
Phone +49 5231 14-0
Fax +49 5231 14-2083
info@weidmueller.de
www.weidmueller.com

We cannot guarantee that there are no mistakes in the publications or software provided by us to the customer for the purpose of making orders. We try our best to quickly correct errors in our printed media.

All orders are based on our general terms of delivery, which can be reviewed on the websites of our group companies where you place your order. On demand we can also send the general terms of delivery to you.