

PIN	PART NO	A	B	C
12	05002HR-12J05(G)	10.1	6.5	5.5
16	05002HR-16J05(G)	12.1	8.5	7.5
26	05002HR-26J05(G)	17.1	13.5	12.5
30	05002HR-30J05(G)	19.1	15.5	14.5
33	05002HR-33J05(G)	20.6	17.0	16.0
40	05002HR-40J05(G)	24.1	20.5	19.5
45	05002HR-45J05(G)	26.6	23.0	22.0
46	05002HR-46J05(G)	27.1	23.5	22.5
50	05002HR-50J05(G)	29.1	25.5	24.5
55	05002HR-55J05(G)	31.6	28.0	27.0
60	05002HR-60J05(G)	34.1	30.5	29.5
61	05002HR-61J05(G)	34.6	31.0	30.0

YONHO ELECTRONICS CO., LTD.

05002HR-NNJ05

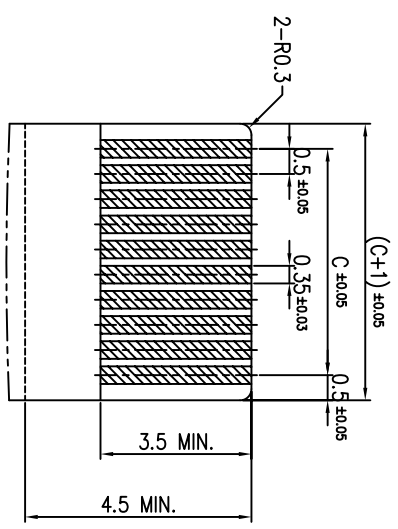
SCALE 5/1 (20/1)

SIZE A3

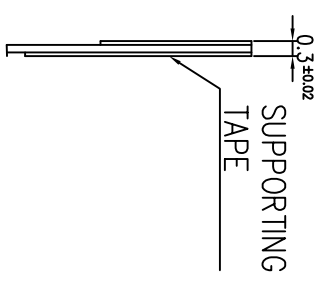
DATE 05002HR-00J05(G)-S

REV 02

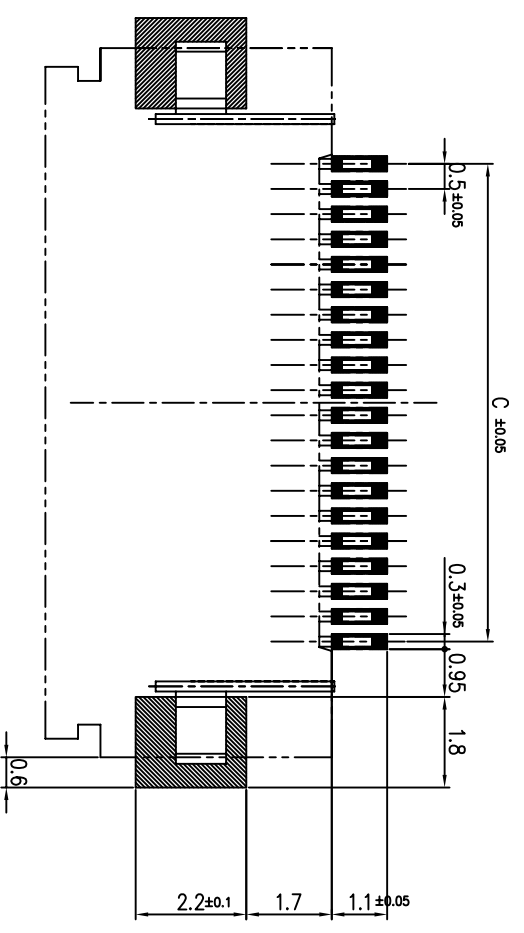
“본 도면은 영웅전자의 지적재산이므로 영의 COPY 및 배포를 금합니다”



APPLICABLE FPC



APPLICABLE FPC



PCB LAYOUT

LTR	REVISION RECORD	DATE	DR	CHK
"본 도면은 연주전자사의 지적재산이므로 영의 COPY 및 배포를 금합니다"				

I/NO	DESCRIPTION	MATERIAL	TITLE	TREATMENT	QTY	REMARK
10/1	Yeonho Electronics Co., Ltd.		05002HR-NNJ05			
SCALE	DRAWN	DESIGN	CHECK	APPD	SIZE	DWG. NO
10/1					A3	05002HR-00J05-L
						REV