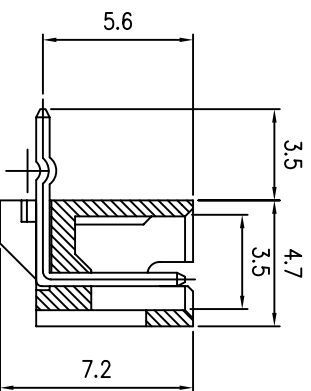
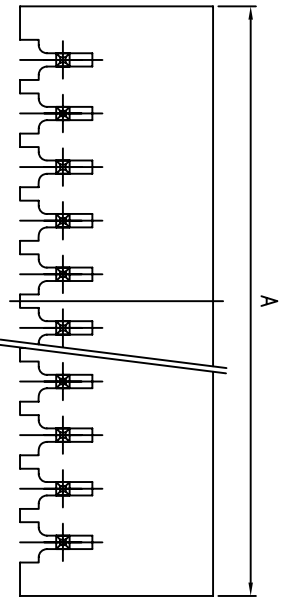
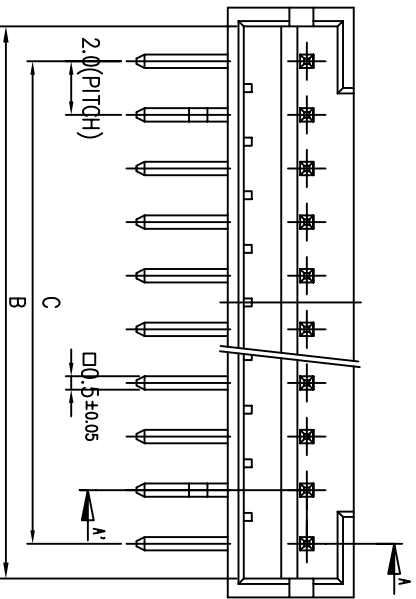
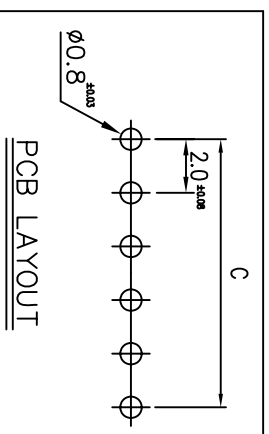


NO. OF POSITION	PARTS NO	A	B	C	MATERIAL
2	20010WR-02A00	6.0	4.6	2.0	PBT
3	20010WR-03A00	8.0	6.6	4.0	PA66
4	20010WR-04A00	10.0	8.6	6.0	PA66
5	20010WR-05A00	12.0	10.6	8.0	PA66
6	20010WR-06A00	14.0	12.6	10.0	PA66
7	20010WR-07A00	16.0	14.6	12.0	PA66
8	20010WR-08A00	18.0	16.6	14.0	PA66
9	20010WR-09A00	20.0	18.6	16.0	PA66
10	20010WR-10A00	22.0	20.6	18.0	PA66
11	20010WR-11A00	24.0	22.6	20.0	PA66
12	20010WR-12A00	26.0	24.6	22.0	PA66
13	20010WR-13A00	28.0	26.6	24.0	PA66
14	20010WR-14A00	30.0	28.6	26.0	PA66
15	20010WR-15A00	32.0	30.6	28.0	PA66



SECTION A - A'



YEONHO ELECTRONICS CO., LTD.
20010WR-NN

SCALE	DRAMN	DESIGN	CHECK	APPD	SIZE	DWG. NO	REV
5/1	N. K. O.	98.09.30	H. S. K.	98.09.30	A3	20010WR-00A-S	02
REVISION RECORD							
LTR	2	3	DR	CHK	ECN		